



Overcoming the Industry's Challenges

American Association of Port Authorities Spring Conference

Chris Lytle
April 5, 2017



**PORT OF OAKLAND
SEAPORT**

Port of Oakland: then and now

2010



2016



	2010	2016
Active marine terminals	7	4
Terminal operators	6	3
Total TEUs handled	2.33M	2.37M
Ocean carriers	27	25
Total terminals area	800 acres	800 acres
Largest terminal	210 acres	271 acres
Smallest terminal	50 acres	50 acres

How the Port consolidated

- Efficiency Task Force
- Idled excess capacity
- Retained all cargo
- Transformed operations: Night gates, appointments, empty yard, drayoffs, metrics

The result

- Ships in-and-out within 24 hours
- OICT reduced transaction times for truckers by 40 percent
- Healthier marine terminal operators making long-term investments
- Record 2016 cargo volume

The Port is customer-focused

Port of Oakland | Seaport, Airp...

www.portofoakland.com/trapac-oakland-terminal-will-begin-delivering-imports-night-mondays-tuesdays/

SELECT LANGUAGE 90 Years of Service Media & Newsroom Document Finder Careers Bids/RFPs Contact Us

PORT COMMUNITY BUSINESS FULL MENU

PORT OF OAKLAND

Home | TRAPAC OAKLAND TERMINAL WILL BEGIN DELIVERING IMPORTS AT NIGHT ON MONDAYS AND TUESDAYS

TraPac Oakland terminal delivering imports at night Mondays and Tuesdays

Dear Motor Carriers and Stakeholders,

TraPac Oakland terminal will begin delivering imports at night on Mondays and Tuesdays. This will begin on M

Port of Oakland Chat







Robert Bernardo
Support Agent


Robert Bernardo
Port of Oakland staff are here to answer your questions. Do you need help today?

John Smith
[Which of your terminals provide night gates?](#)
Delivered

Powered by LiveChat

DrayQ: street wait-time plus turn-time


















Port of Oakland			
	MATSON	37m	>
	SSA E.Back	31m	>
	SSA East	34m	>
	SSA West	1h 2m	>
	TRAPAC	42m	>
	Everport	38m	>



Home | View Terminal Status and Download Application

View Terminal Status and Download Application

The Port of Oakland values your time. Built for drivers to assess the optimum time to enter our terminals and for dispatchers and shippers to build efficient schedules, we offer two methods for you to have the data you need to make timely decisions.

DrayQ					Historic Waits: YESTERDAY LAST WEEK LAST MONTH
		Current Average Wait Times			Indicators
Terminal Gates	Street Wait	Terminal Turn Time	Total Wait	Low Med High	
 Matson	7m	13m	20m	1h 00m 2h	
 Everport	10m	51m	1h 1m	1h 00m 2h	
 TraPac	13m	38m	51m	1h 00m 2h	
 TraPac Berth 25	23m	23m	46m	1h 00m 2h	
 OICT West	16m	53m	1h 9m	1h 00m 2h	
 OICT East	4m	41m	45m	1h 00m 2h	
 OICT Back Gate	3m	28m	31m	1h 00m 2h	
 OICT Roundhouse	2m	32m	34m	1h 00m 2h	

Notes:

1. Wait times provided herein are individual averages resulting from the processing of anonymous data collected in real time and then aggregated for reporting purposes.

2. Wait times are based on aggregate data that is inclusive of single container moves and full container moves transactions.

Download the DrayQ™ application.

Investing in the Port's future

- **\$244 million** in grade separation, intelligent transportation system & traffic circulation improvements
- **\$100 million** in rail manifest & support tracks
- **\$90 million** in Cool Port
- **\$50 million** in TraPac terminal
- **\$47 million** in Seaport Logistics Complex
- **\$25 million** in Oakland International Container Terminal
- **\$25 million** in Ben E. Nutter Terminal
- **\$21 million** in cranes **
- **\$300k** in grain transload facilities

** Plus up to \$40 million in 4 new cranes in 2018

**\$600+
million**



**PORT OF OAKLAND
SEAPORT**