



Montreal – June 19th 2018

CARGOM
LOGISTIC AND TRANSPORTATION
METROPOLITAN CLUSTER OF MONTRÉAL

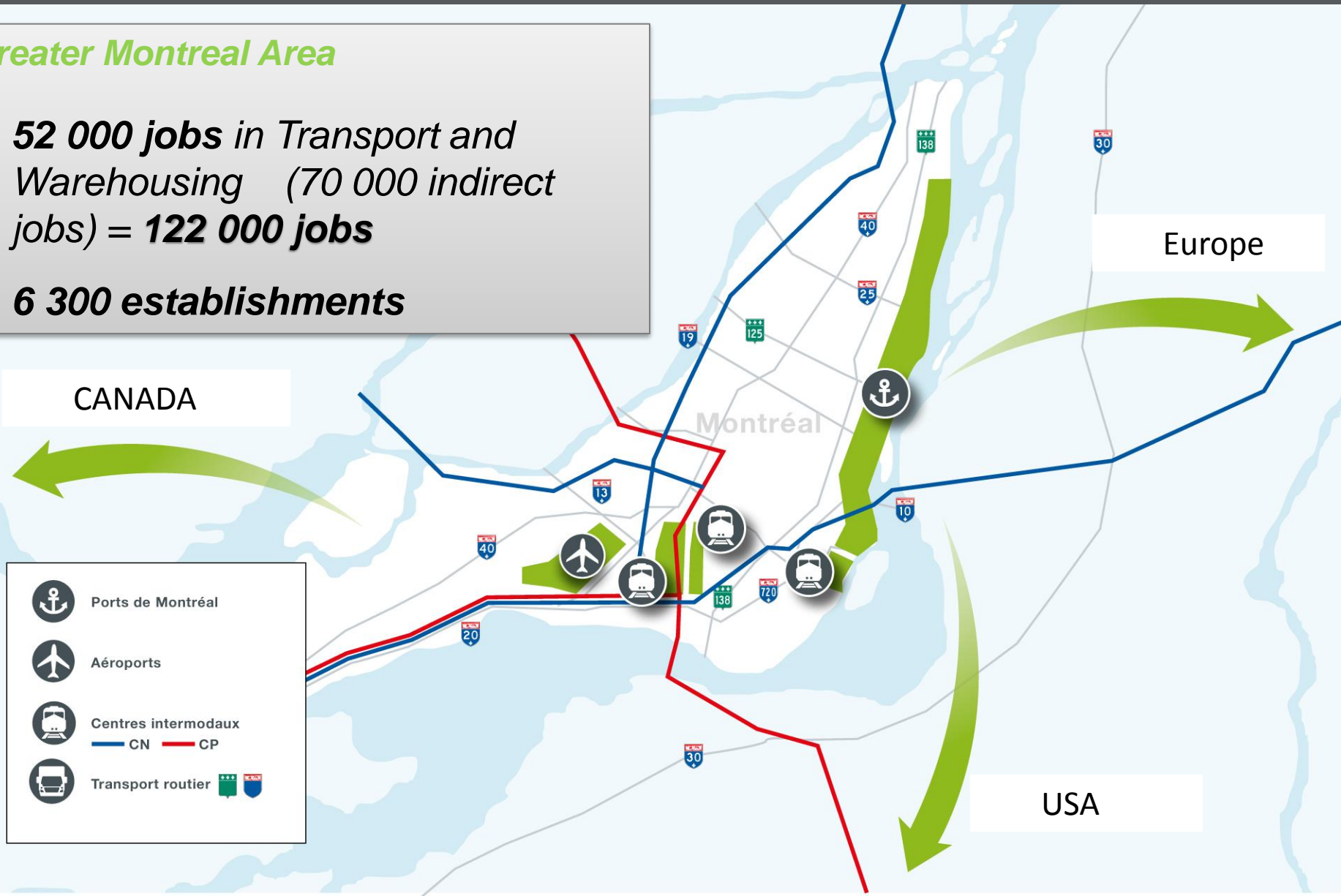
CargoM video : <https://youtu.be/DbtqbRwbVfM>



Montreal Logistics Hub

Greater Montreal Area

- **52 000 jobs in Transport and Warehousing** (70 000 indirect jobs) = **122 000 jobs**
- **6 300 establishments**



CANADA

Europe

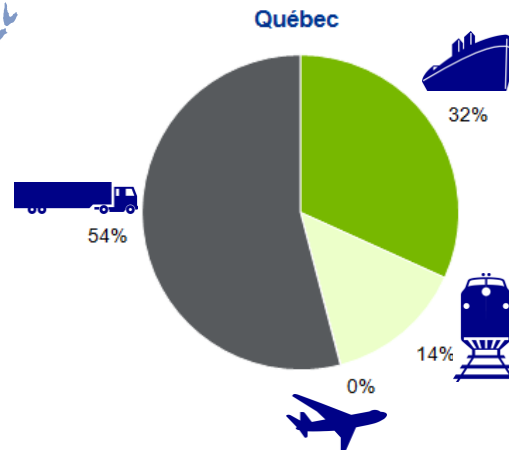
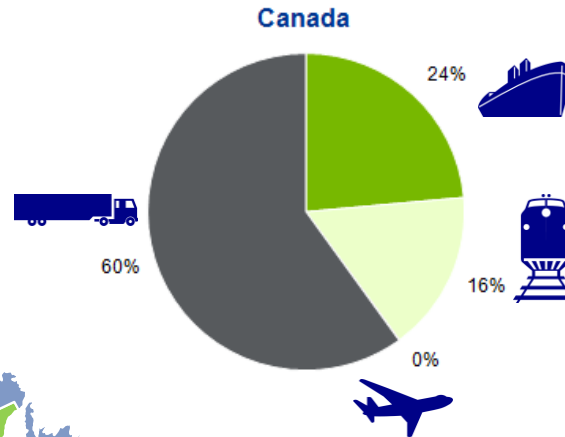
USA

- Ports de Montréal
 - Aéroports
 - Centres intermodaux
 - Transport routier
- CN — CP

The Logistic industry in Canada and Quebec



Quebec's logistics and transportation industry represents approximately 20% of Canada's in terms of jobs, establishments and volume handled by all transport modes



Canada

- **500 000 jobs** in Transport and Warehousing
- **45 000 establishments**
- Nearly 2 billions of **tonnes** were handled in **Canada** by all transport modes

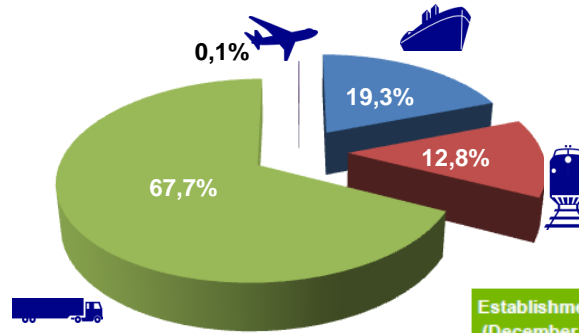
Québec

- **105 000 jobs** in Transport and Warehousing
- **10 000 establishments**
- Nearly **400 millions of tonnes** were handled by all transport modes

Greater Montreal Area Industry Profile

Greater Montreal Area

- **52 000 jobs** in Transport and Warehousing (42% Qc – 9% Can)
- **6 300 establishments** (63% Qc – 14% Can)
- More than **142 millions metric tonnes handled** by all types of transport in the GMA (35% Qc – 7% Can)



Establishments in the GMA with more than 5 employees (December 2011)			
	Sector of Activity	Nb Establishments	%
1.	Road Transportation	502	42%
2.	Support Activities for Transportation	424	36%
3.	Warehousing	203	17%
4.	Air Transportation	33	3%
5.	Water Transportation	17	1%
6.	Rail Transportation	7	1%
Total		1,186	100%

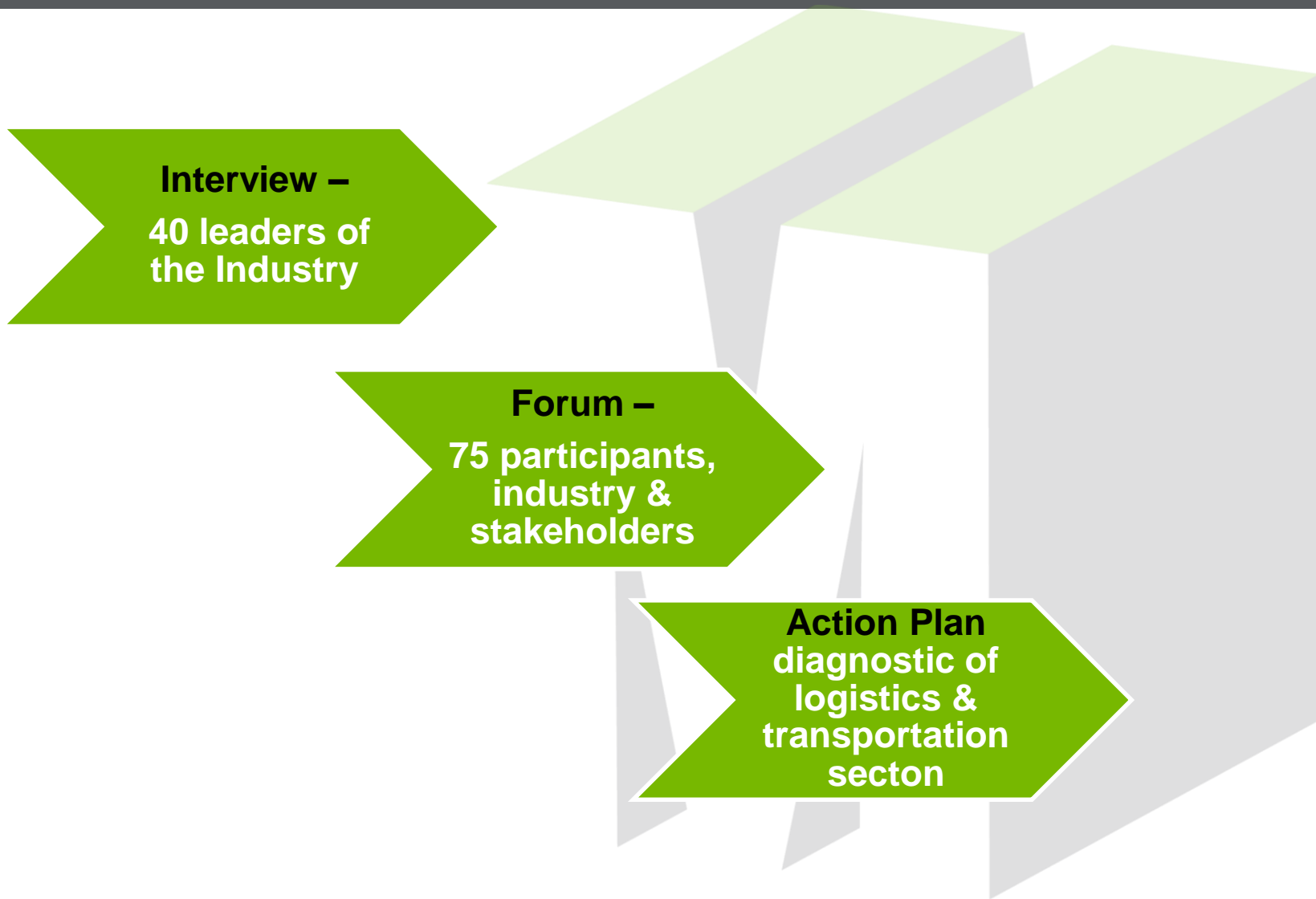
Number of jobs in the GMA (in thousands)				
NAICS Code	Nb Employed according to Statistics Canada		Nb Employed adjusted by KPMG	
		%		%
Truck Transportation	24.4	46%	24.4	56%
Truck Transportation (484)	20.9	40%	20.9	48%
Support Activities for Truck Transportation (4884)	3.5	7%	3.5	8%
Water Transportation	2.1	4%	0.0	0%
Water Transportation (483)	0.0	0%	0.0	0%
Support Activities for Water Transportation (4883)	2.1	4%		
Warehousing and Storage (493)	5.9	11%	5.9	13%
Rail Transportation	2.4	5%	3.6	8%
Rail Transportation (482)	2.4	5%	3.6	8%
Support Activities for Rail Transportation (4882)	0.0	0%	0.0	0%
Support Activities for Transportation	3.3	6%	3.3	8%
Freight Transportation Arrangement (4885)	3.3	6%	3.3	8%
Air Transportation	14.7	28%	0.0	0%
Air Transportation (481)	11.5	22%	0.0	0%
Support Activities for Air Transportation (4881)	3.2	6%	0.0	0%
Total	52.8	100%	37.2	85%

- If internal logistics operations among **manufacturers, wholesalers and retailers** are taken into account, the industry can add another **70,000 jobs**, which raises the total to **nearly 122,000 in the GMA alone**.
- Once those with an indeterminate number of employees and those with **fewer than five employees** are excluded, the number drops from 6,297 to **1,186 establishments**.
- Some jobs and establishments in « support activities » should be reclassified in different transport modes.

Montreal's clusters



Implementation of CargoM 2012-2013



CargoM's Members



CargoM's Members

RAIL TRANSPORT

[Canadien National](#)
[Canadien Pacific](#)

MARITIME TRANSPORT AND TERMINALS

[CMA-CGM](#)
[Empire Stevedoring](#)
[Groupe CSL Inc.](#)
[Groupe Desgagnés inc.](#)
[Groupe Fednav](#)
[Groupe Océan](#)
[Logistec Corporation](#)
[Mediterranean Shipping Company \(Canada\) Inc.](#)
[Société Terminaux Montréal Gateway](#)
[Termont Montréal inc.](#)
[Viterra](#)

ADMINISTRATIONS AND SHARED INFRASTRUCTURES

[Administration portuaire de Montréal](#)
[Aéroports de Montréal](#)
[Fonds de solidarité FTQ](#)
[Investissement Québec](#)
[Transports Québec](#)

EDUCATIONAL AND RESEARCH INSTITUTIONS

[Cégep André-Laurendeau](#)
[CIRRELT, Université de Montréal](#)
[ESG, UQAM](#)
[Institut international de logistique de Montréal](#)

ROAD TRANSPORT AND THIRD PARTY LOGISTICS

[Dorel](#)
[GETPAQ](#)
[Groupe Lafrance](#)
[Groupe TYT](#)
[GT Group inc.](#)
[Hunt Refrigeration](#)
[Kuehne + Nagel Ltd](#)
[Michel Rozon Transport](#)
[Ray-Mont Logistics](#)
[Robert Transport](#)
[Société des alcools du Québec](#)
[Services de Transport Trac-World inc.](#)
[Simard Transport](#)

COMMITTEES AND ASSOCIATIONS

[Association québécoise des transports](#)
[Armateurs du Saint-Laurent](#)
[Association du camionnage du Québec](#)
[Association des Employeurs Maritimes](#)
[Camo-Route](#)
[Corporation de Gestion de la Voie Maritime du Saint-Laurent](#)
[CSMO-Maritime](#)
[Fédération maritime du Canada](#)
[SODES](#)

Working Groups



Working Group 1

Logistics and
Transport
Development
Opportunities



Working Group 2

Communication
and Outreach



Working Group 3

Innovation and
Fluidity



Working Group 4

Human Resources
Workforce



Innovation at the core of our actions

CargoM priorities

Communication & Outreach



A CAREER FOR YOU?

CargoM CAREER DAY
IN TRANSPORTATION AND LOGISTICS
NOVEMBER 6, 2017, 10 a.m. TO 4 p.m.

Iberville Passenger Terminal, Alexandra Pier (Old Port)
200, de la Commune West, Montreal

FREE
ADMISSION

- Meet dozens of companies from the industry (Road, Maritime, Rail, Air, Logistics ...)
- Simulators
- Networking activity at the end of the day
- And much more!

CARGO M
LOGISTIC AND TRANSPORTATION
METROPOLITAN CLUSTER OF MONTREAL

Québec



Commission
scolaire
de Montréal



CargoM priorities

Logistics and Transport
Development Opportunities



STRATÉGIE MARITIME



AXIS 1 FOCUS ON OUR ECONOMY'S STRENGTHS

Support the development of metropolitan clusters

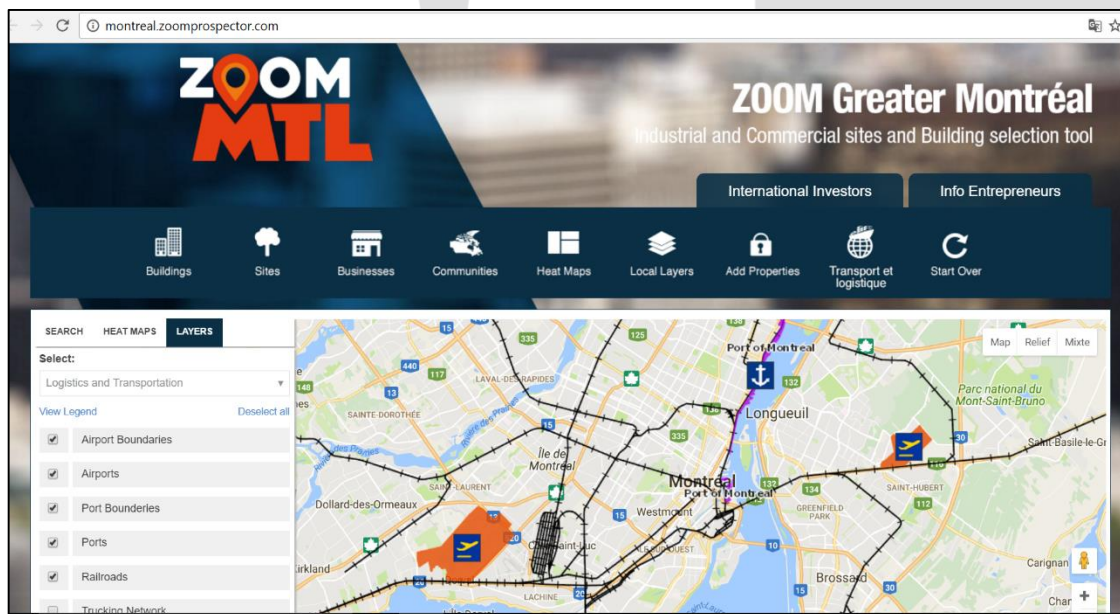
- › Update the sectors of excellence profiles
- › Foster intercluster activities
- › Develop practices and tools that stimulate innovation
- › Develop an outreach strategy for metropolitan clusters

Support consolidation among the industries of the creative economy

- › Evaluate the need for and feasibility of activating new metropolitan clusters to help structure the creative industries
- › Develop an outreach strategy for a creative Greater Montréal

Promote the metropolis as a logistics hub

- › Develop a promotion strategy for logistics and transportation



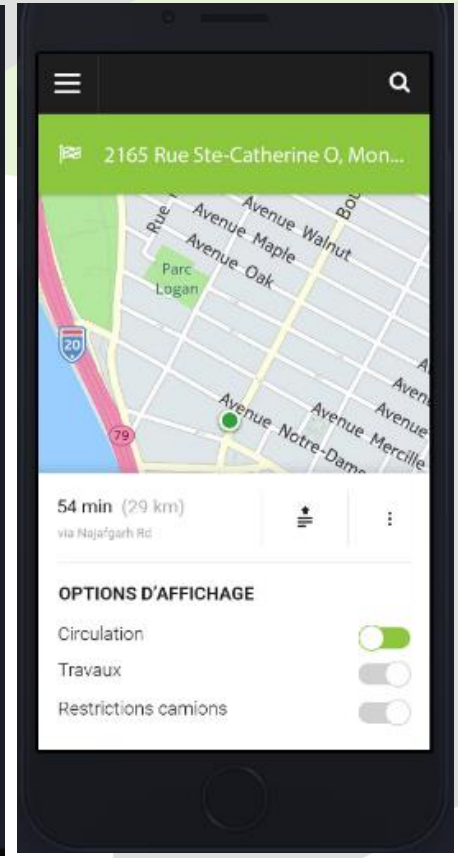
Fluidity : Ottoview



Paires de zones		Temps de parcours [min]	Temps de parcours « optimal » [min]
1 à 5	Croisement A25 / A40 vers Curatteau Nord / Tellier	7.64	5
1 à 6	Croisement A25 / A40 vers Tellier / Des Futailles	9.16	6
1 à 7	Croisement A25 / A40 vers Futailles / Notre-Dame	22.46	7
1 à 9	Croisement A25 / A40 vers Entrée du port de Montréal	17.19	6
2 à 1	A40 / Marien vers Croisement A25 / A40	4.83	3
2 à 9	A40 / Marien vers Entrée du port de Montréal	20.40	10
3 à 9	Sherbrooke / Marien vers Entrée du port de Montréal	19.02	12
4 à 9	J. Versailles / Notre-Dame vers Entrée du port de Montréal	9.48	7
5 à 9	Curatteau Nord / Tellier vers Entrée du port de Montréal	6.06	2
7 à 9	Futailles / Notre-Dame vers Entrée du port de Montréal	4.09	1
8 à 9	Dickson / Notre-Dame vers Entrée du port de Montréal	7.30	3



Fluidity : CargoMobile : <http://app.cargo-montreal.ca>



Thank You !



http://www.cargo-montreal.ca/en

Logistic and Transportation...

CargoM NEWS ACTIVITIES MEMBERS ACTIONS FR

CARGOM
LOGISTIC AND TRANSPORTATION
METROPOLITAN CLUSTER OF MONTREAL

Learn more - Special issue on
the transportation industry and
logistics

READ MORE

Icons: Anchor, Airplane, Truck, Train, Warehouse

Follow us

You  Tube



www.cargo-montreal.ca