



Program Management Information System

Designed for the Owner



Dan Conery
dconery@e-builder.net

Market Leader in Government

Water & Wastewater	Rail	Highway & Bridge
--------------------	------	------------------



Washington Suburban Sanitary Commission

COBB COUNTY-MARIETTA WATER AUTHORITY

DEP
New York City Department of Environmental Protection

PWSA
THE PITTSBURGH WATER & SEWER AUTHORITY
Quality Water Quality Service



cta

RTC RIDE

METROPOLITAN COUNCIL

GATS
CHARLOTTE AREA TRANSIT SYSTEM

Massachusetts Bay Transportation Authority



PENNDOT

AHTO

Illinois Tollway

ADOT

GDOT
Georgia Department of Transportation

City & County	Ports & Harbors	State
---------------	-----------------	-------



CITY OF PORTLAND, OREGON

NEW YORK CITY DEPARTMENT OF DESIGN + CONSTRUCTION

THE CITY OF Edmonton

ARLINGTON

KANSAS CITY MISSOURI

CITY OF Marietta GEORGIA



Port of Tacoma

PORT CANAVERAL

PORT NOLA
THE PORT OF NEW ORLEANS

Port of Olympia



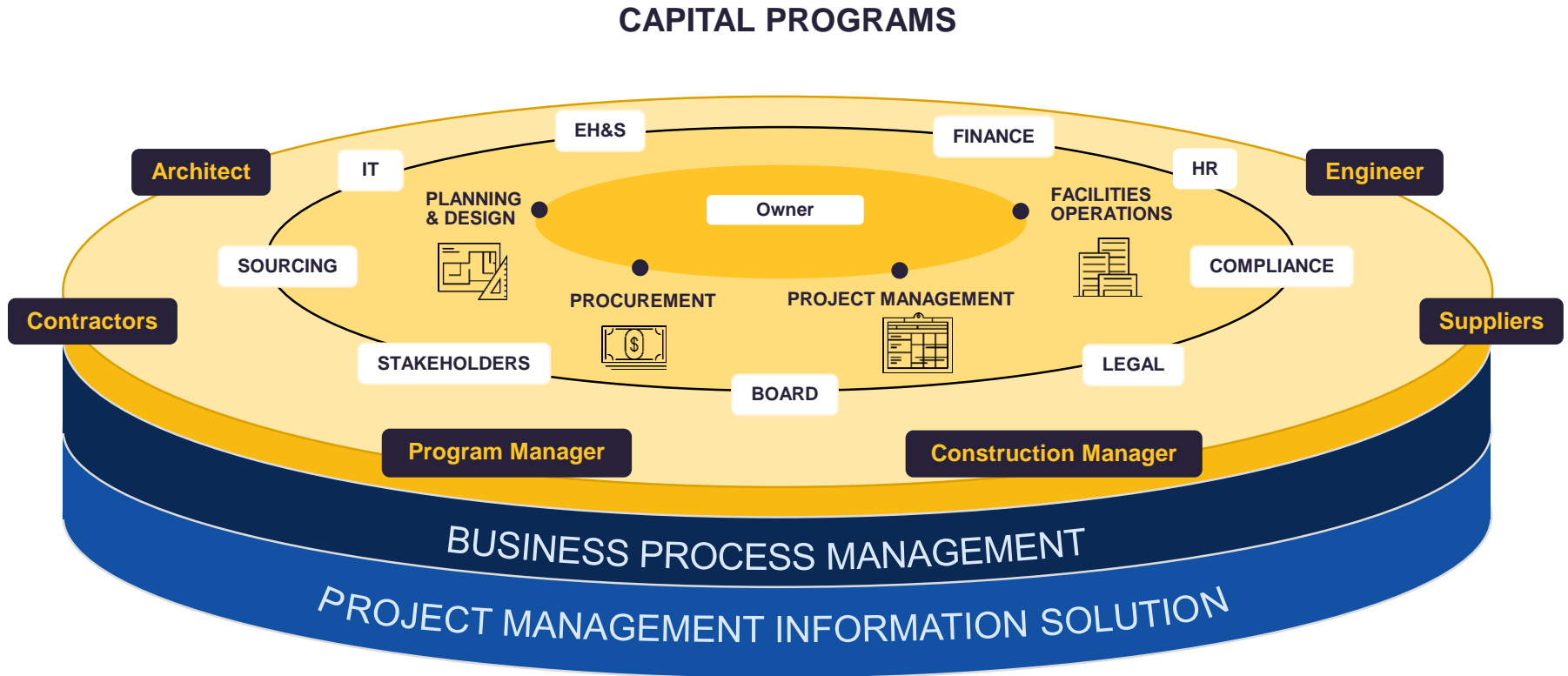
pennsylvania
AMERICA STARTS HERE

Building for the State of Georgia
GSFIC
CONSTRUCTION & FINANCE

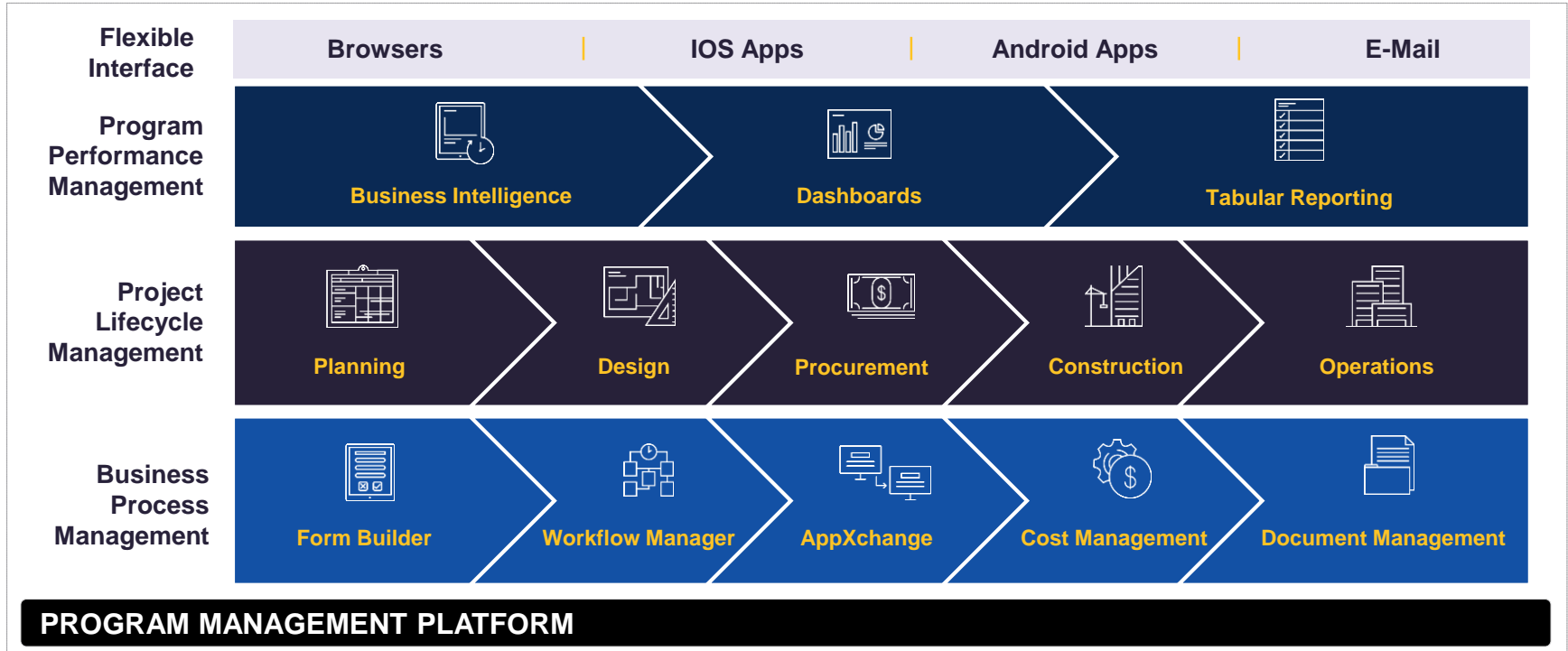
Ontario
Infrastructure Ontario

IDEAL SOLUTION

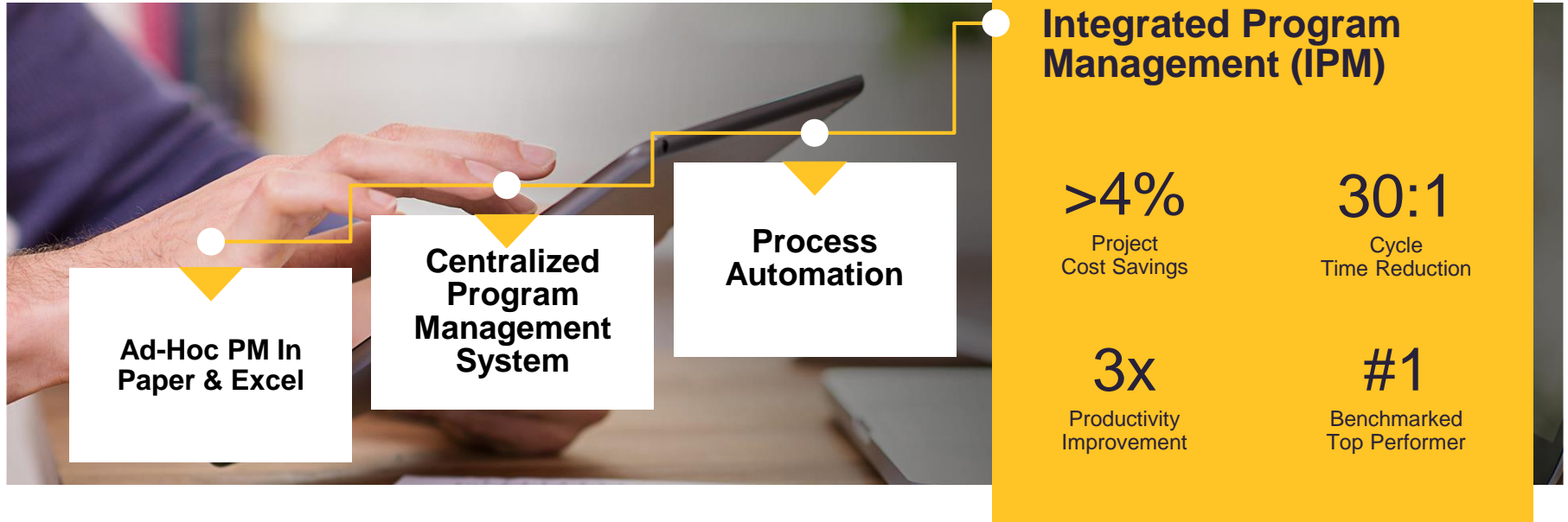
Project Management Information Solution (PMIS)



The e-Builder Solution



How e-Builder Helps



e-Builder Benefits – Cloud/Mobile/SaaS



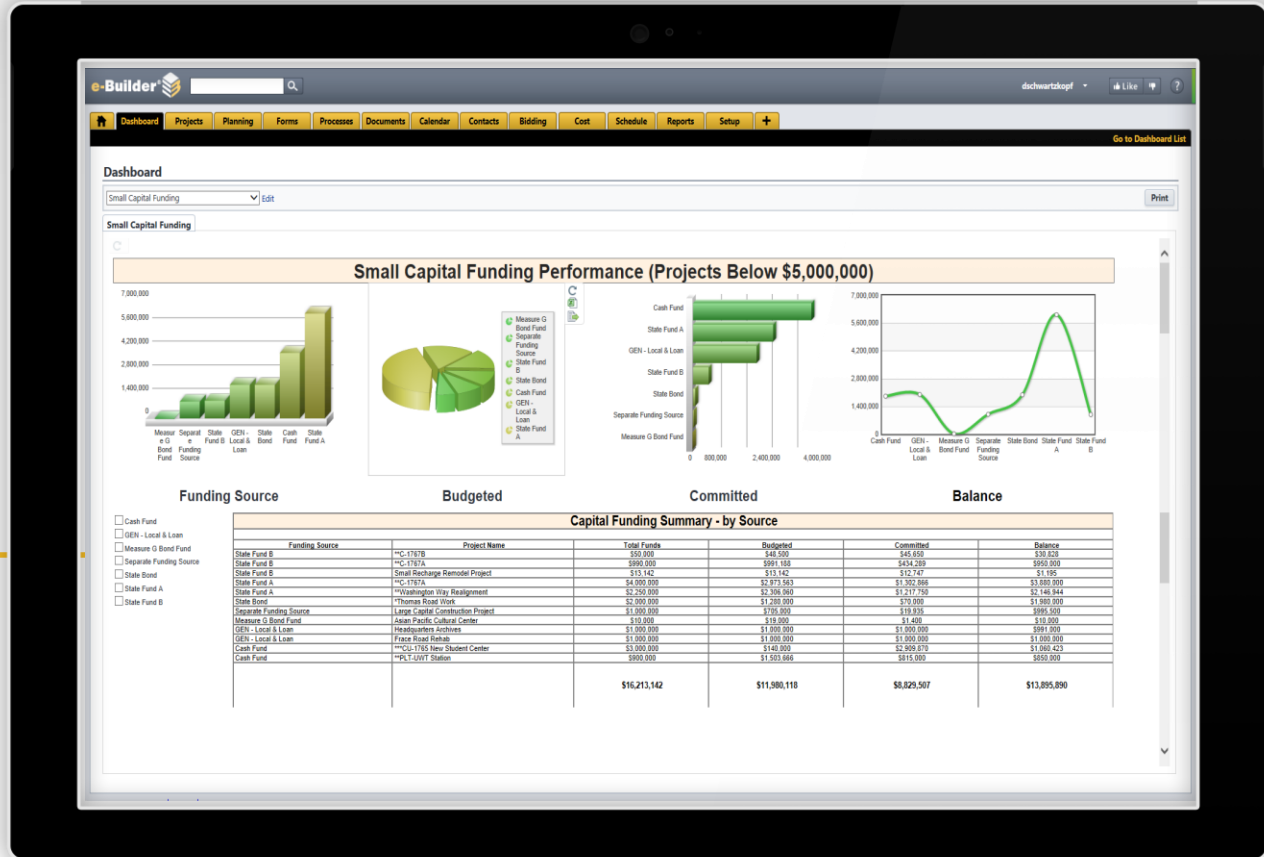
Lower up front cost

Painless upgrades

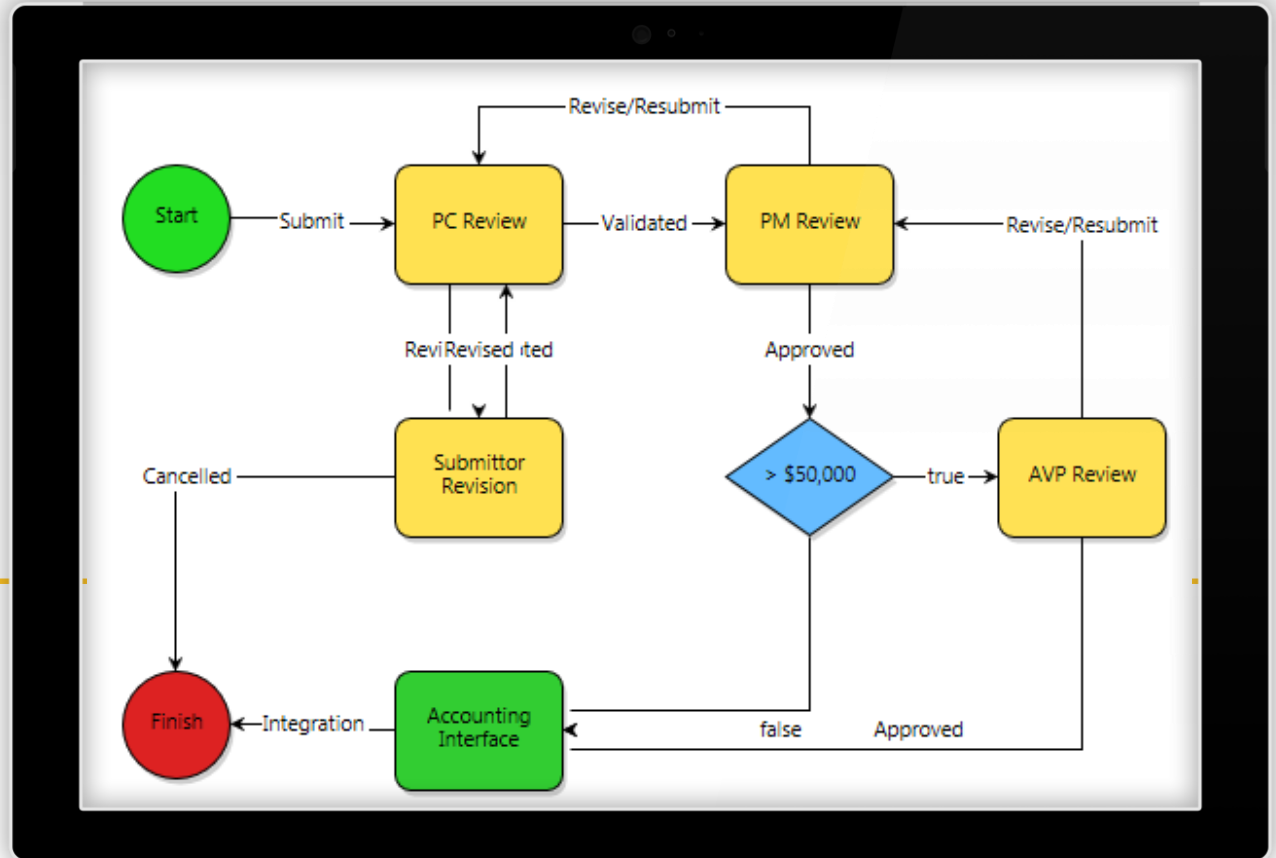
Access from anywhere

Encourages collaboration

Business Intelligence Delivers Project Performance Insight On-Demand



Drag & Drop Workflow Streamlines Process



Avoid Project Surprises with Cost Management & Accurate Forecasts

Cost Summary For ***CU-1765 New Student Center

Financial Summary Expand All | Collapse All Layout: Pending-Projected Group By: Category * - Click on the amount to see more details

Line Item	Description	A Original Budget *	B Pending Budget Changes *	C Projected Budget Changes *	D Current Commitments *	E Pending Commit Changes *	F Projected Commit Changes *	G Actuals Received *
0001	Legal & Administration	511,000.00	0.00	2,000.00	0.00	0.00	0.00	0.00
0001.0111	Legal Fees	220,000.00	0.00	0.00	0.00	0.00	0.00	0.00
0001.0112	Administrative Fees	216,000.00	0.00	2,000.00	0.00	0.00	0.00	0.00
0001.0113	Printing and Shipping	75,000.00	0.00	0.00	0.00	0.00	0.00	0.00
0002	Pre-Construction Services	22,490,000.00	0.00	0.00	1,682,000.00	0.00	0.00	0.00
0002.0200	Feasibility	18,500,000.00	0.00	0.00	0.00	0.00	0.00	0.00
0002.0201	Survey and Mapping	1,200,000.00	0.00	0.00	0.00	0.00	0.00	0.00
0002.0202	Pre-Construction Consultant	990,000.00	0.00	0.00	1,682,000.00	0.00	0.00	0.00
0002.0203	Entitlement	1,800,000.00	0.00	0.00	0.00	0.00	0.00	0.00
0003	Design Services	1,785,000.00	0.00	0.00	1,790,500.00	20,000.00	0.00	171,767.00
0003.0300	Conceptual Design Fees	505,000.00	0.00	0.00	505,500.00	0.00	0.00	39,344.00
0003.0301	Design Fees	900,000.00	0.00	0.00	905,000.00	0.00	0.00	15,000.00
0003.0302	Design Reimbursables	140,000.00	0.00	0.00	140,000.00	0.00	0.00	94,000.00
0003.0303	Design Consultant	240,000.00	0.00	0.00	240,000.00	20,000.00	0.00	23,423.00
0004	Construction	90,730,000.00	0.00	0.00	4,764.20	0.00	28,300.00	2,160,857.00
0004.1001	General Construction							
0004.1002	Project Management Charges							
0005	Site Conditions							
0005.5050	Basic Metal Materials and Me							
0005.5800	Expansion Control							
0007	Environmental Services							
Totals		159,028,200.00	0.00	2,000.00	29,777,264.20	45,000.00	28,800.00	2,462,624.00

Stay on Top of Changes



Smart Forms
& Document
Management
Fix Problems
Fast & Avoid
Rework

The image displays a screenshot of the e-Builder software interface. On the left, a navigation menu includes sections for 'Project Menu', 'Schedule', 'Cost', 'Contacts', 'Calendar', and 'Equipment'. The main area shows a 'Documents for' list with a tree view of folders and documents, such as '01 Project Planning & Administration [56]' and '07 Project Construction [29]'. A 'Documents' dialog box is open over the interface. On the right, a technical drawing of a display area is shown with various annotations and dimensions. A blue cloud-shaped highlight is drawn around a specific section of the drawing, with a blue arrow pointing from the 'Check-in / Check-out Document Management' callout below. The drawing includes labels like 'WOOD PLANKING', 'MTL. WALL BEYOND', 'FINISHED', 'ALIGN', 'S. INSTALL LOUPE', 'RECESSED TRACK LIGHT', 'MALL', 'EDGE OF WINDOW FRM BEYOND', '1/2" CLEAR TEMPERE', 'DISPLAY AREA', and 'LES'. Dimensions are given in inches, such as 9", 6", 7 1/8", 3", 8", 2 1/8", and 14".


Mark-up Native CAD Files

Check-in / Check-out Document Management



Next Steps

Go to www.e-builder.net



Kenol Thomas
kthomas@e-builder.net

