

# How Americans See Trade

**Bruce Stokes**

*Director, Global Economic Attitudes*

*AAPA, March 20, 2018*

# Pew Research Center

- **Established 1996**
- **Funded by the Pew Charitable Trusts, Foundations**
- **Non-profit, non-partisan fact tank in Washington**
- **Research topics:**
  - U.S. politics**
  - Media and the news**
  - Social trends**
  - Religion**
  - Internet and technology**
  - Science**
  - Hispanics**
  - Global public opinion and migration**
- **[www.pewresearch.org](http://www.pewresearch.org)**

---

# **DON'T UNDERESTIMATE THE IMPORTANCE OF THE CHANGING SOCIAL CONTEXT IN VIEWS OF TRADE**

---

# Americans Have Experienced Dramatic Change in One Lifetime

	1967	2017
	%	%
Non-white	12	38
Foreign-born	4.9	14
White, no college education	75	39
18-34, living with parents	22	32
Births to unmarried women	8.5	40.3
Women in the workforce	41	57
Share of wealth owned by top 1%	27	42

Source: Mehlman, Castagnetti, Rosen & Thomas analysis based on data from U.S. Census Bureau, Pew Research Center, U.S. Dept. of Labor and T. Piketty.

---

# **AMERICAN VIEWS ON TRADE ARE PARTISAN AND CHANGING**

---

# Americans Have Opinions About Trade But It Is Not a Priority

\_\_\_ is a top priority for the president and Congress

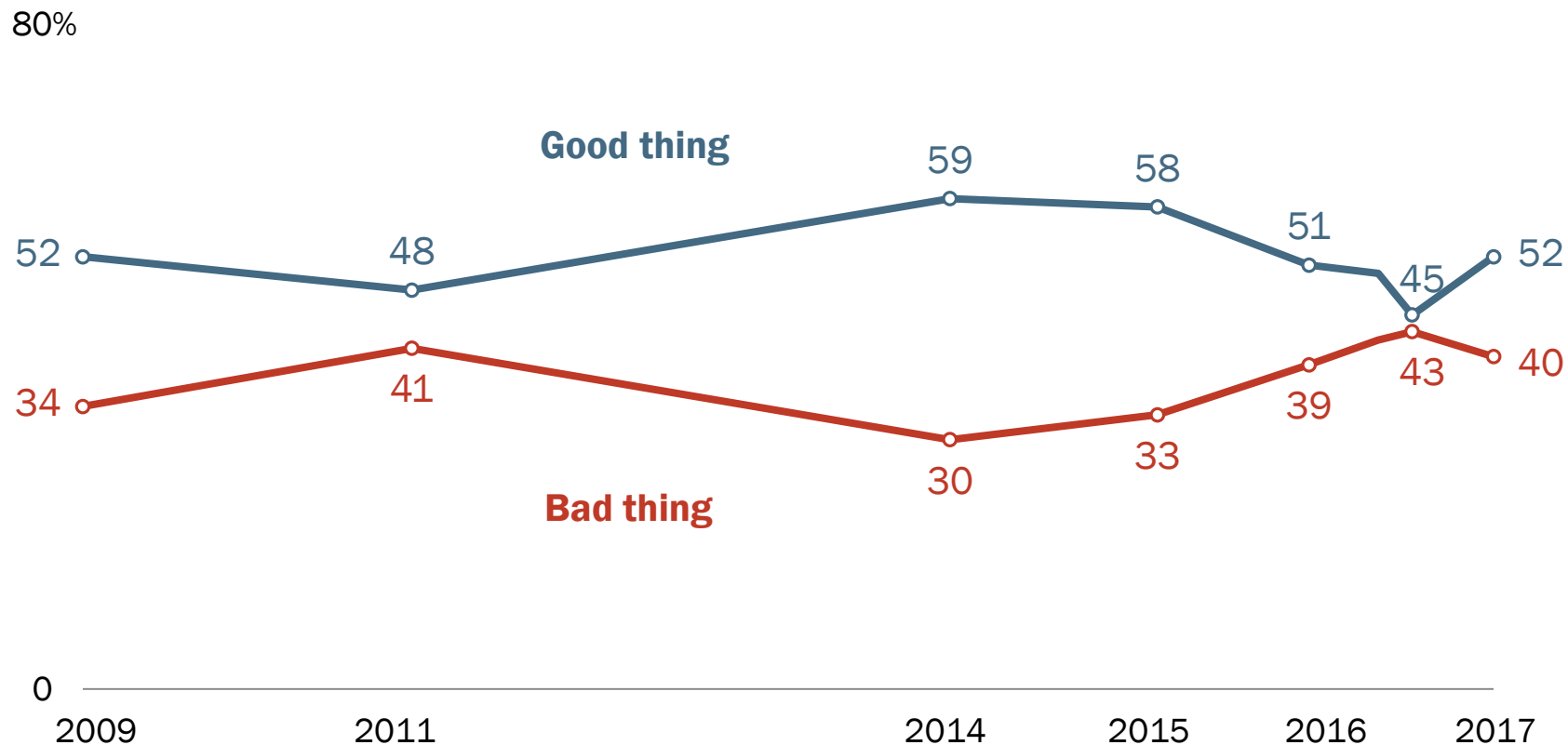
	2010	2014	2017	2018	'10-'18 Change	17-'18 Change
	%	%	%	%	%	%
Defending against terrorism	80	73	76	73	<b>-7</b>	-3
Improving education	65	69	69	72	<b>+7</b>	+3
Strengthening nation's economy	83	80	73	71	<b>-12</b>	-2
Reducing health care costs	57	59	66	68	<b>+11</b>	+2
Protecting environment	44	49	55	62	<b>+18</b>	<b>+7</b>
Improving job situation	81	74	68	62	<b>-19</b>	<b>-6</b>
Problems of poor and needy	53	49	56	58	+5	+2
Reducing budget deficit	60	63	52	48	<b>-12</b>	-4
Strengthening the military	49	43	45	46	-3	+1
Dealing with immigration	40	40	43	47	<b>+7</b>	+4
Dealing with climate change	28	29	38	46	<b>+18</b>	<b>+8</b>
<b>Dealing with global trade</b>	<b>32</b>	<b>28</b>	<b>40</b>	<b>38</b>	<b>+6</b>	<b>-2</b>

Note: In 2013 and earlier, the item "dealing with the issue of immigration" asked about "illegal immigration." In 2015 and earlier, the item "Dealing with global climate change" asked about "global warming." Significant differences in **bold**.

Source: Pew Research Center survey of U.S. adults conducted Jan.10-15, 2018.

# In Principle Americans Favor Free Trade Deals

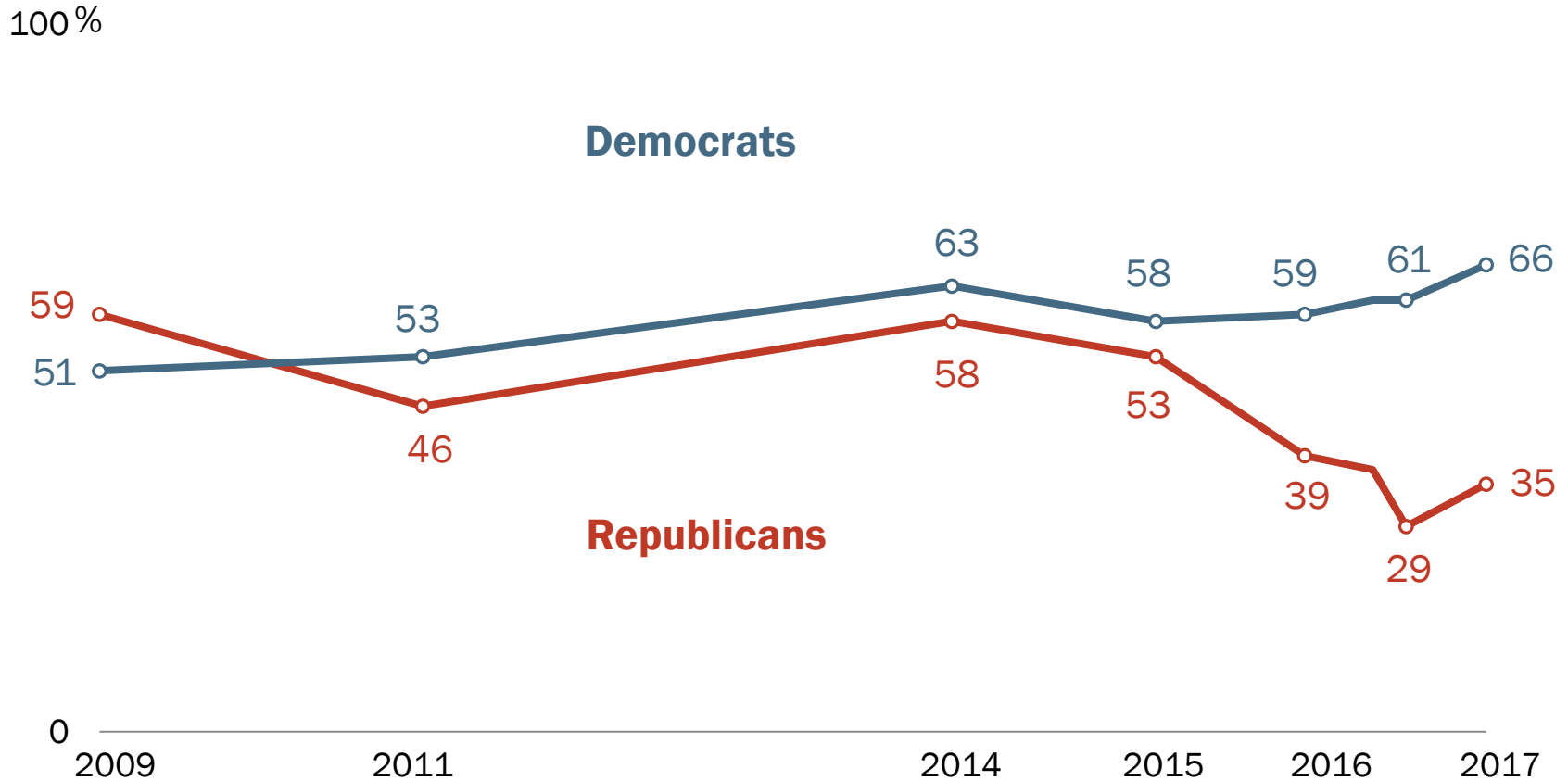
*Free trade agreements between the U.S. and other countries have been a \_\_ for the United States*



Source: Pew Research Center Survey, April 5-11, 2017.

# But Its Democrats Not Republicans Who Favor Such Agreements

*Free trade agreements between the U.S. and other countries have been a good thing for the United States*

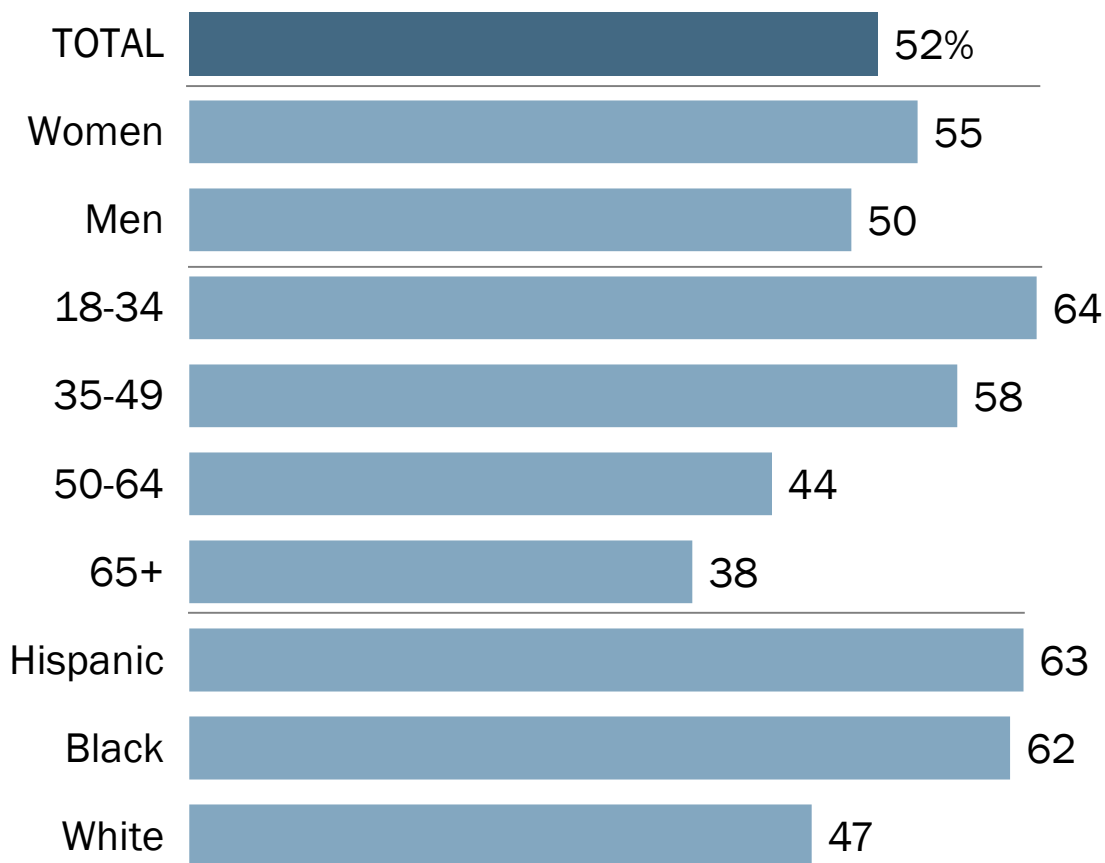


Source: Pew Research Center Survey, April 5-11, 2017.



# Women, Young People, Minorities Most Supportive of FTAs

*Free trade agreements between the U.S. and other countries  
have been a good thing for the United States*



Note: Whites and blacks include only those who are not Hispanic; Hispanics are of any race.

Source: Pew Research Center Survey, April 5-11, 2017.

# Older White Men Are the Most Negative on Free Trade Deals

*Free trade agreements between the U.S. and other countries have been a \_\_ for the United States*

	Good thing	Bad thing
	%	%
TOTAL Population	52	40
White men	46	47
18-34	63	32
35-49	49	41
50-64	35	55
65+	34	58

Note: Whites include only those who are not Hispanic.

Source: Pew Research Center Survey, April 5-11, 2017.

# People in Midwest, Rural Areas Most Likely to See FTAs as Bad

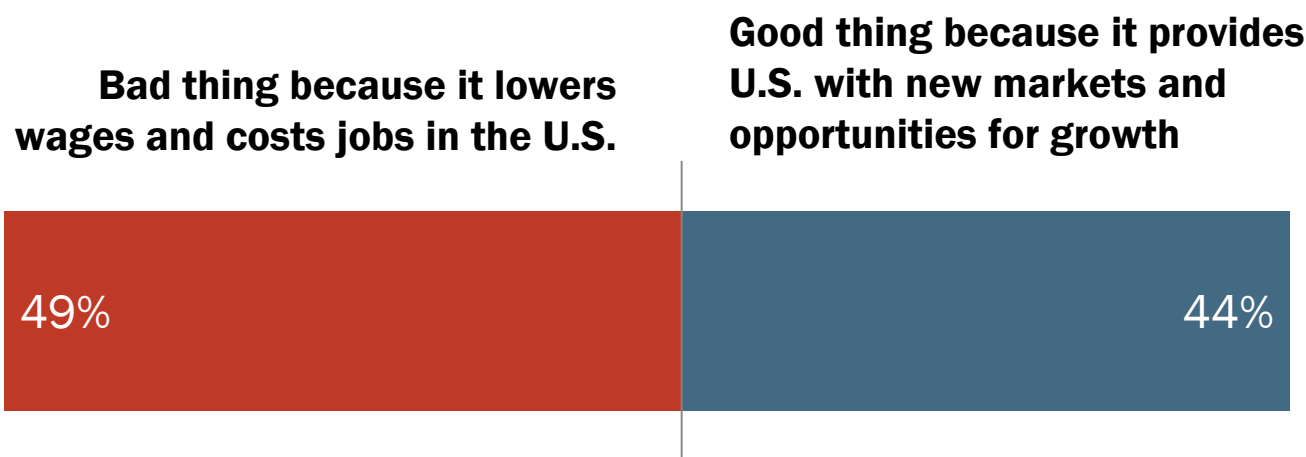
*Free trade agreements have been a \_\_\_ for the United States*

	<b>TOTAL</b>	<b>Northeast</b>	<b>Midwest</b>	<b>South</b>	<b>West</b>	<b>Urban</b>	<b>Suburban</b>	<b>Rural</b>
	%	%	%	%	%	%	%	%
Good thing	45	55	41	43	46	50	46	35
Bad thing	43	37	47	47	39	37	44	54

Source: Pew Research Center survey, conducted Oct. 20-25, 2016.

# Americans Are Split on the Value of Involvement in the Global Economy When Reminded of the Costs

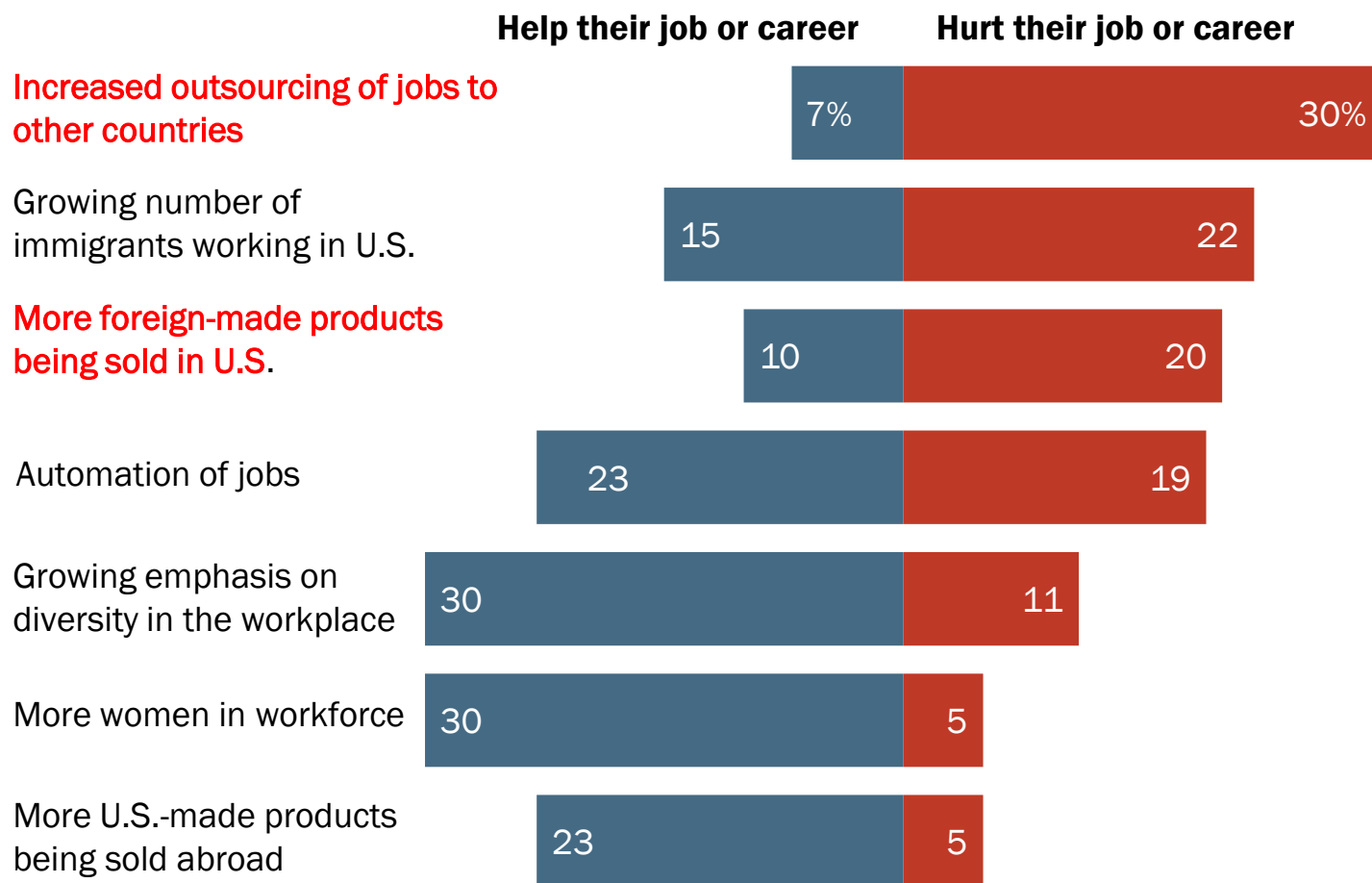
*Which statement comes closer to your view about U.S. involvement in the global economy?*



Source: Pew Research Center Survey, April 12-19, 2016.

# Three-in-Ten Say Increased Outsourcing Has Hurt Their Job or Career

*Each of the following has done more to ...*

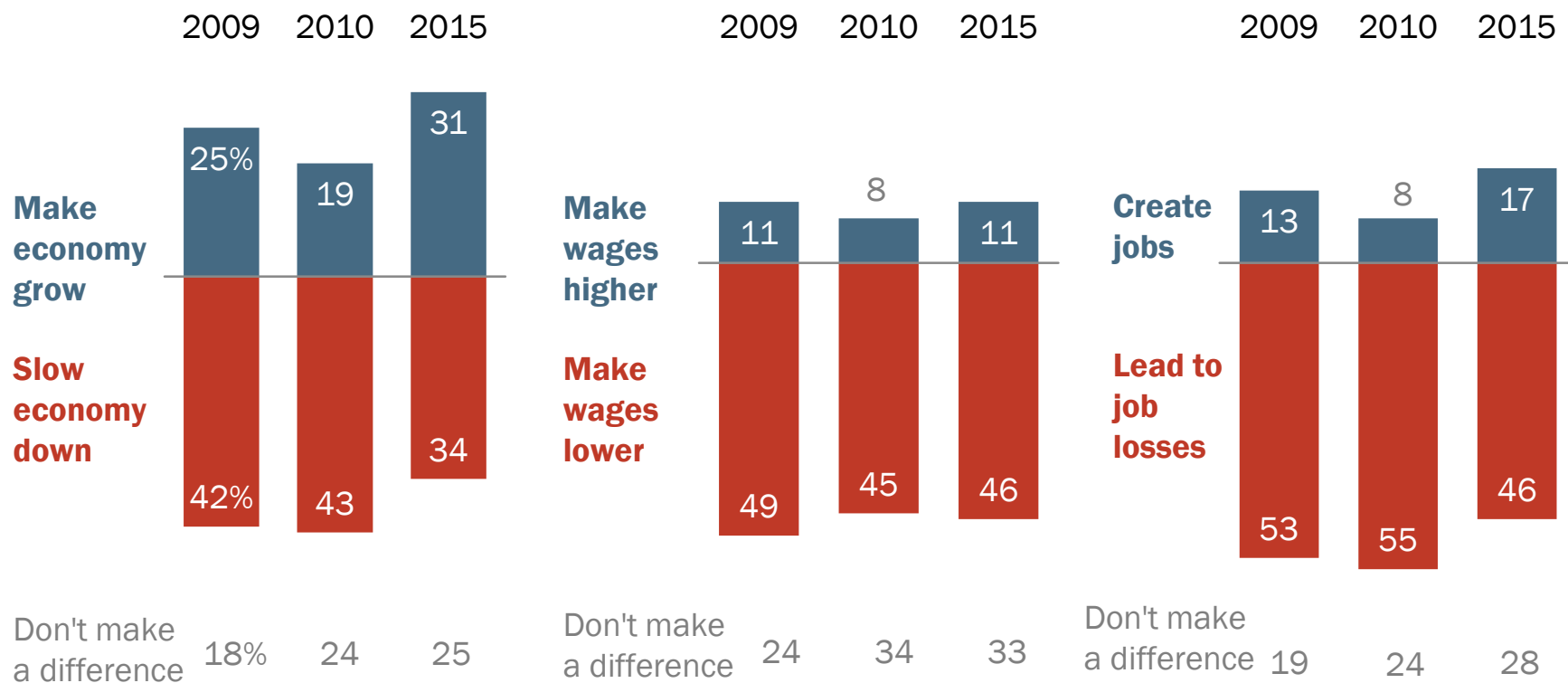


Note. Based on those who are employed, unemployed but looking for work or who have looked but couldn't find a job. Majorities (not shown here) say these trends haven't made much of a difference for their job or career.

Source: Pew Research Center survey of U.S. adults conducted Aug. 8-21 and Sept 14-28, 2017.

# And Few Think Free Trade Deals Boost the Economy, Wages or Jobs

*Free trade agreements ...*

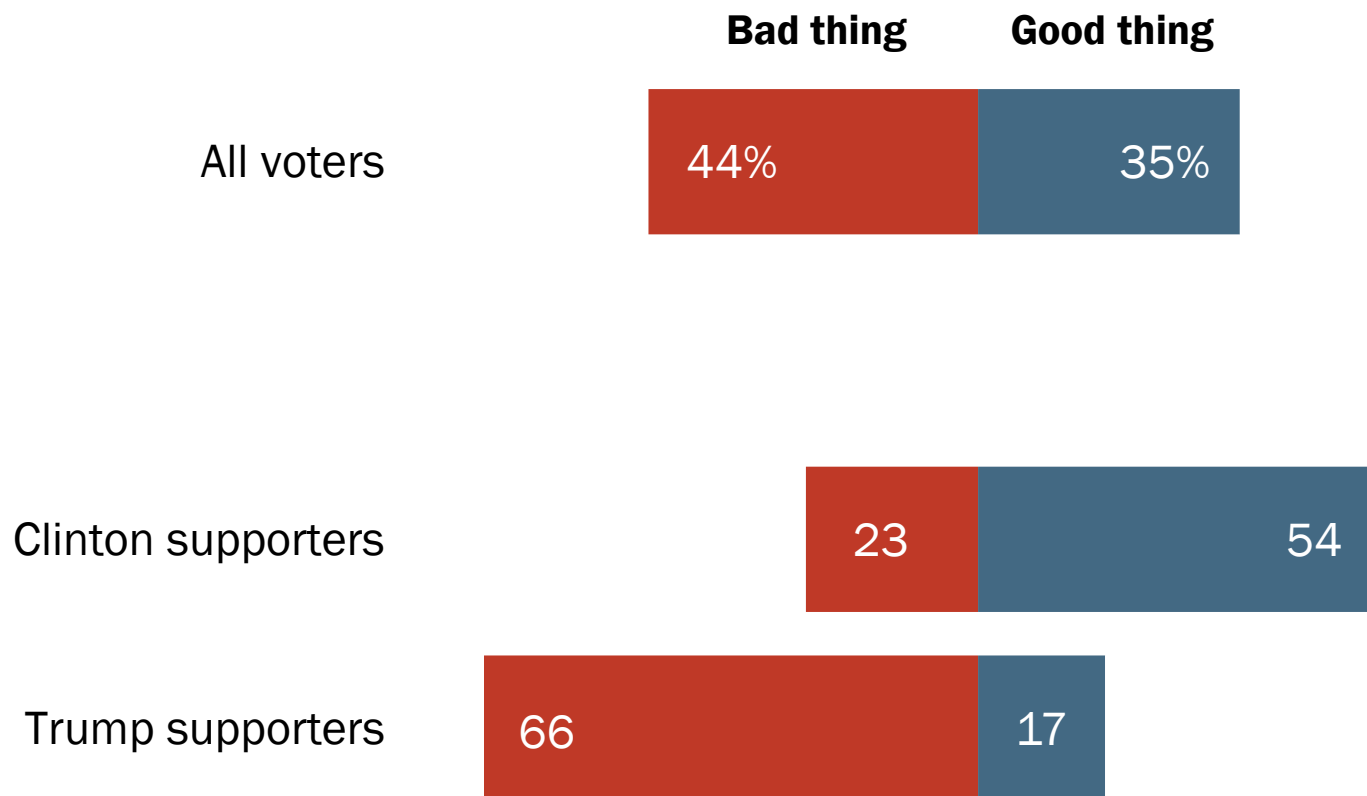


Note: "Other" and "Don't know" responses not shown.

Source: Pew Research Center survey, May 12-18, 2015.

# Before the Election a Sharp Partisan Divide Existed on TPP

*% of registered voters saying the Trans-Pacific Partnership would be a \_\_\_ for the U.S.*

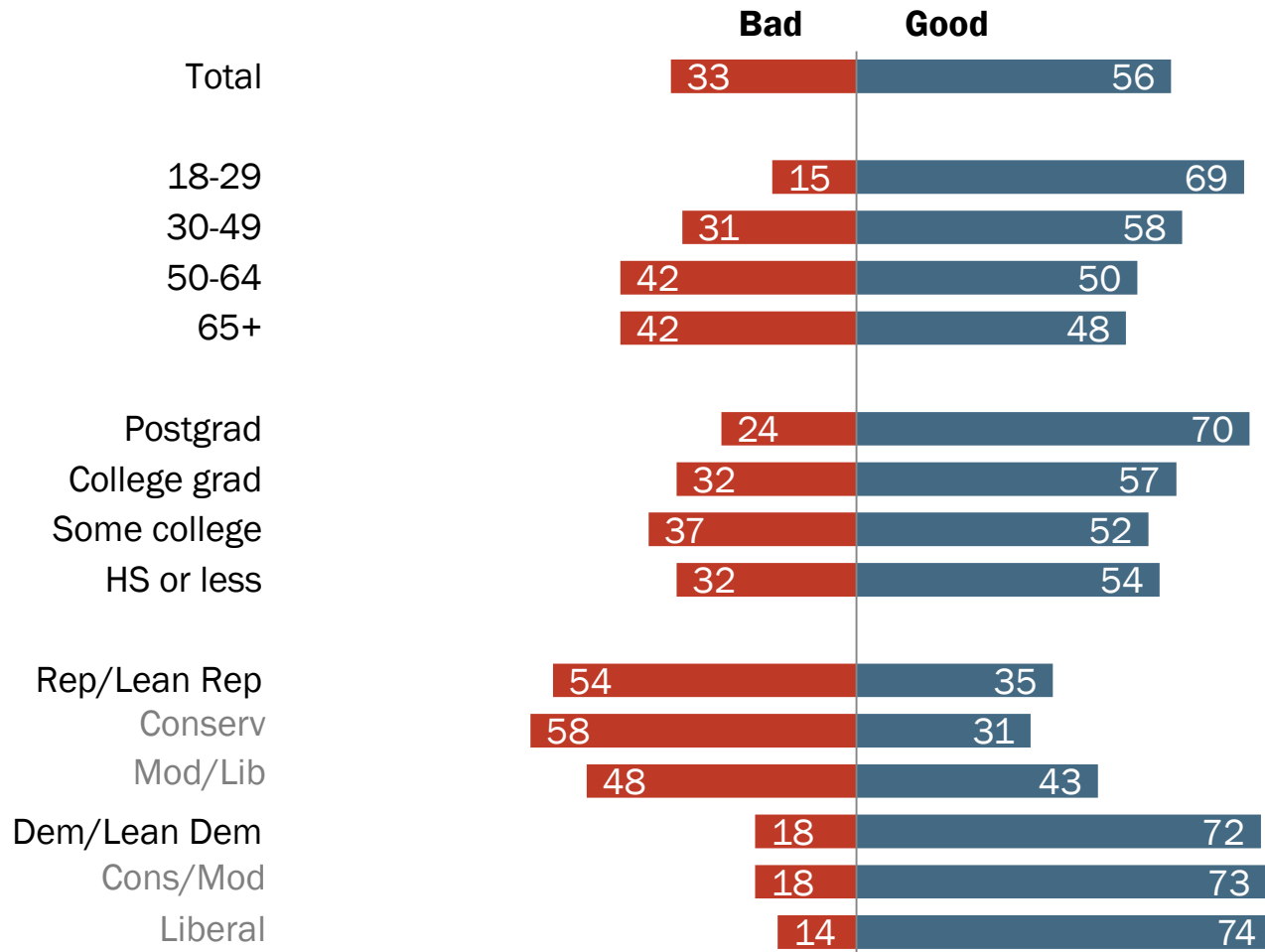


Note: Based on registered voters.

Source: Survey conducted Oct 20-25, 2016

# NAFTA Seen as Good for U.S., Especially by Democrats

*All in all, NAFTA is \_\_\_ for the U.S.*

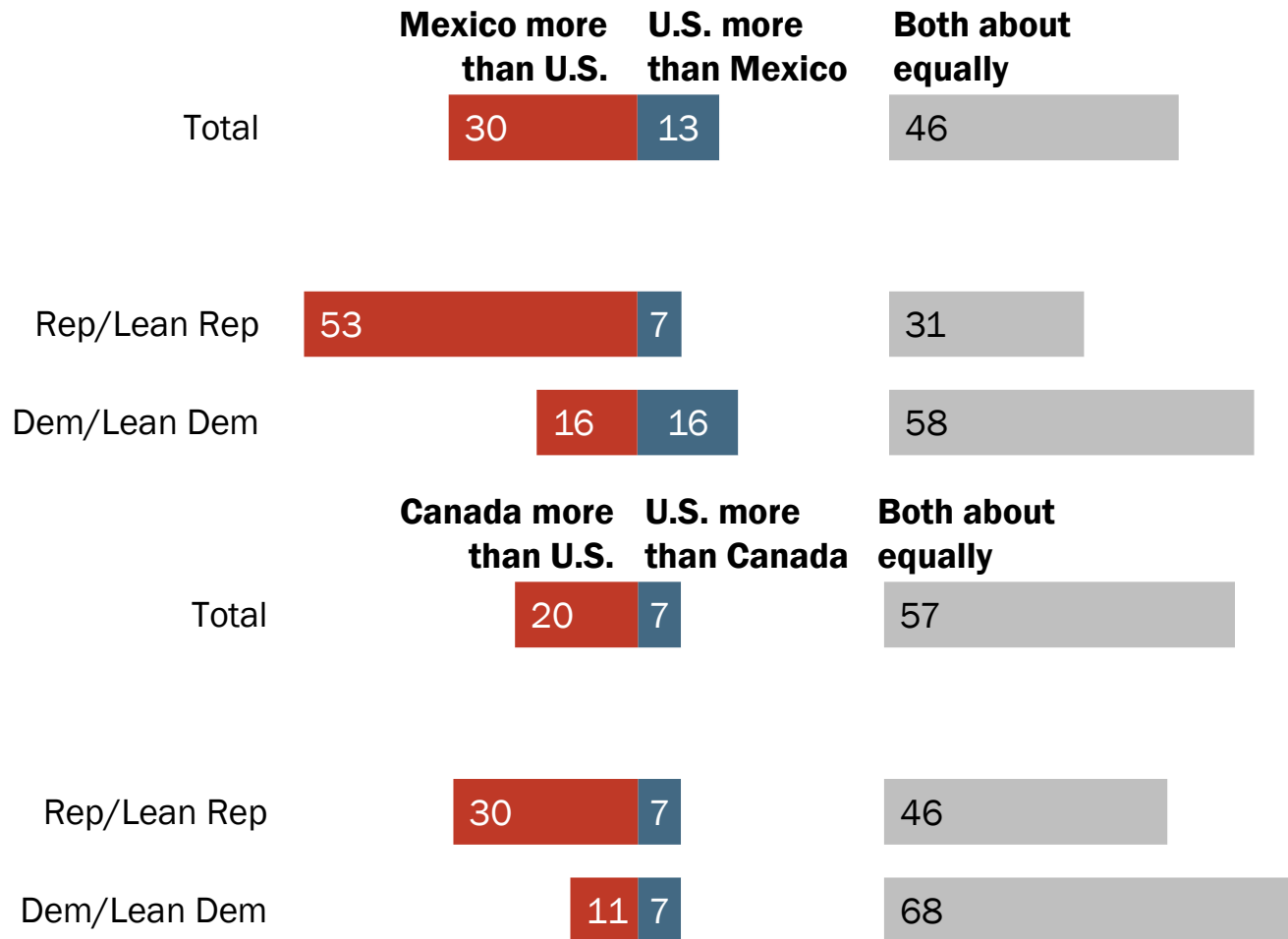


Source: Pew Research Center survey, conducted Oct.25-30, 2017.



# Republicans Say NAFTA Benefits Mexico More Than the U.S.

*NAFTA benefits ...*



Source: Pew Research Center survey, conducted Oct.25-30, 2017.

**All Pew Research Center reports and data are available online at [www.pewresearch.org](http://www.pewresearch.org)**

**Bruce Stokes**

*Director, Global Economic Attitudes*

**[bstokes@pewresearch.org](mailto:bstokes@pewresearch.org)**

**@bruceestokes**