



**Occupational Safety
and Health Administration**



UNITED STATES DEPARTMENT OF LABOR

The Inspection Process

- Opening Conference
- Walkthrough
- Closing Conference
- Citations and Penalties
- Informal Conference
- Notice of Contest



Opening Conference

- Inspector explains the purpose and scope of the visit
- Inspector asks for an employer representative to accompany them during the inspection
- Request for records and programs



Walk Around

- Inspector walks the site to determine the existence of hazards
- Inspection may cover part or all of a site
- Both employer and employee representatives participate as they choose
- Inspector determines route and duration of the inspection



Walk Around

- Employees are privately interviewed about safety and health conditions and practices
- Employees are protected from discrimination for exercising their rights
- Managers are also interviewed



Closing Conference

- Inspector reviews all observed unsafe and unhealthful conditions
- Inspector reviews courses of action available to the employer following an inspection
- Employees can not contest violations or penalties
- Employees can contest abatement period



Citations

- Inform the employer and employees of the regulations and standards alleged to have been violated
- Inform the employer and employees of the proposed length of time set for hazard abatement

The diagram shows a rectangular form with a light gray header section at the top. Below the header, the form is divided into three horizontal sections with a light beige background. Each section contains several horizontal lines for text entry. The bottom section is the largest and contains a red 'X' mark in the center, indicating an error or a required action.

Citations

- Employer will receive citations and notices by certified mail
- Employer must post a copy of each citation at or near the place the violation occurred for 3 days or until it is abated
- Copy of citations mailed to Union

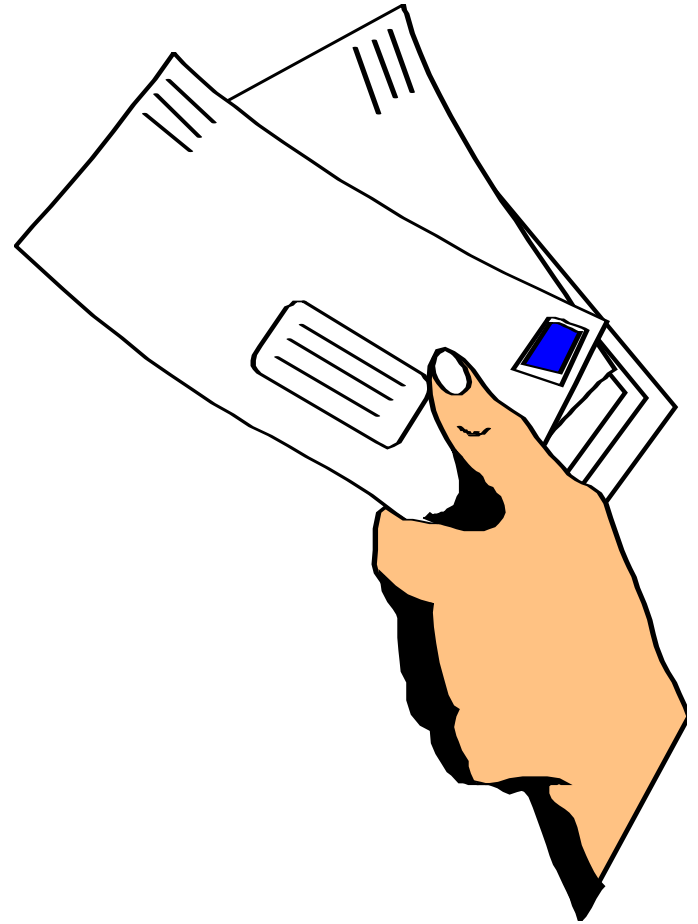
Informal Conference



- Employer may request an informal conference with the Area Director - Unions will be advised of Date
- Area Director is authorized to enter into settlement agreements
- Area Director may revise citations and penalties to avoid prolonged legal disputes for speedier hazard abatement

Notice of Contest

- Employer has 15 working days to contest the citation, penalty, or abatement period
- Must be in writing
- Unions may request 3rd party status



Products Information Guidance



OSHA Products, Information and Guidance for the

Longshoring and Marine Terminal Industries



**Occupational Safety
and Health Administration**
U.S. Department of Labor
www.osha.gov
(800) 321-OSHA

Longshoring & Marine Terminals "Tool Shed" Directive

This directive, Longshoring and Marine Terminals "Tool Shed" Directive, CPL 02-00-139, consolidates OSHA marine cargo handling information into a single source. "Tool Shed" includes over 100 electronic links to provide easy access to references, eTools, publications and other information sources needed to provide and support compliance assistance, consultation, training and education, and enforcement efforts. Appendices provide information from the preambles of the relevant standards (29 CFR Parts 1917 and 1918), and for identifying similar standards in Part 1917 and Part 1918. Also, all marine cargo handling industry interpretation letters issued by OSHA have been reviewed for current applicability and consolidated into an appendix. Developed for use online via www.osha.gov (see "Directives," Longshoring and Marine Terminals "Tool Shed" Directive).

Longshoring and Marine Terminals: Hazard and Abatement Summaries

These detailed summaries, based on actual case files, address 37 fatal

accidents in the marine cargo handling industry, including a review of the factors that contributed to the accident and how to avoid them. These summaries can be accessed directly via www.osha.gov (click "Maritime," "Safety and Health Topics," "Training and Outreach," "Longshoring and Marine Terminals: Hazard and Abatement Summaries"), or through the Longshoring and Marine Terminals "Tool Shed" Directive.

Longshoring Industry Booklet

This OSHA publication (OSHA 2232) contains all the safety and health standards for the longshoring and marine terminals industries. It also addresses the importance of training in establishing and reinforcing employee awareness of job safety and health, the elements of an effective safety and health program, and OSHA's On-site Consultation program. This publication is available online via www.osha.gov, and can either be downloaded or ordered on the same page, or through the Longshoring and Marine Terminals "Tool Shed" Directive.

OSHA's OTI Course #2060


The OSHA Training Institute (OTI) in Arlington Heights, IL, provides basic and advanced training and education in safety and health for federal and state compliance officers; state consultants; other federal agency personnel; and private sector employers, employees, and their representatives. OTI provides a one (1) week longshoring and marine terminal course (OTI Course #2060, Longshoring and Marine Terminal Processes and Standards). The course description and availability can be accessed via www.osha.gov (click "Training," then click "OTI Course Schedule and Registration"), or through the Longshoring and Marine Terminals "Tool Shed" Directive.

Enforcement of Cargo Gear Regulations and the Requirements of Gear Certification Directive

The purpose of this directive is to offer guidance regarding the application of OSHA's policy, procedures, and the enforcement of the cargo gear certification standards in the maritime industries. This directive, Enforcement of Cargo Gear



"TOOL SHED" DIRECTIVE

**UNITED STATES
DEPARTMENT OF LABOR**

[All DOL](#) [OSHA](#) [Advanced Search](#)
 SEARCH


[A to Z Index](#) | [En Español](#) | [Contact Us](#) | [About OSHA](#)

 **OSHA**

QuickTakes Biweekly Newsletter  [RSS Feeds](#)  [Print This Page](#)  [Text Size](#)

Occupational Safety & Health Administration **We Can Help**

[Home](#) [Workers](#) [Regulations](#) [Enforcement](#) [Data & Statistics](#) [Training](#) [Publications](#)

 **OSHA**
What's New | Offices

[Directives - Table of Contents](#)

- **Record Type:** Instruction
- **Old Directive Number:** CPL 02-00-139
- **Title:** Longshoring and Marine Terminals "Tool Shed" Directive
- **Information Date:** 05/23/2006
- **Standard Number:** [1910](#); [1917](#); [1918](#); [1919](#)

OSHA INSTRUCTION

DIRECTIVE NUMBER: CPL 02-00-139

EFFECTIVE DATE: 5/23/06

SUBJECT: Longshoring and Marine Terminals "Tool Shed" Directive

ABSTRACT



Occupational Safety & Health Administration

We Can Help



What's New | Office

[Home](#)[Workers](#)[Regulations](#)[Enforcement](#)[Data & Statistics](#)[Training](#)[Publications](#)

[<< Back to Maritime Industry](#)

*Directorate of Technical Support and Emergency Management,
Office of Science and Technology Assessment*

Longshoring and Marine Terminals:

Fatal Facts

The Longshoring and Marine Terminals: Fatal Facts have been developed to help employers and workers in the maritime cargo handling industry to recognize and control the significant hazards commonly experienced in longshoring and marine terminal operations. This document is comprised of guidesheets that address the most frequent sources of fatalities in the maritime cargo handling industry. Each guidesheet contains a hazard summary describing the circumstances that may have contributed to the hazards and how the specific accident could have been prevented.

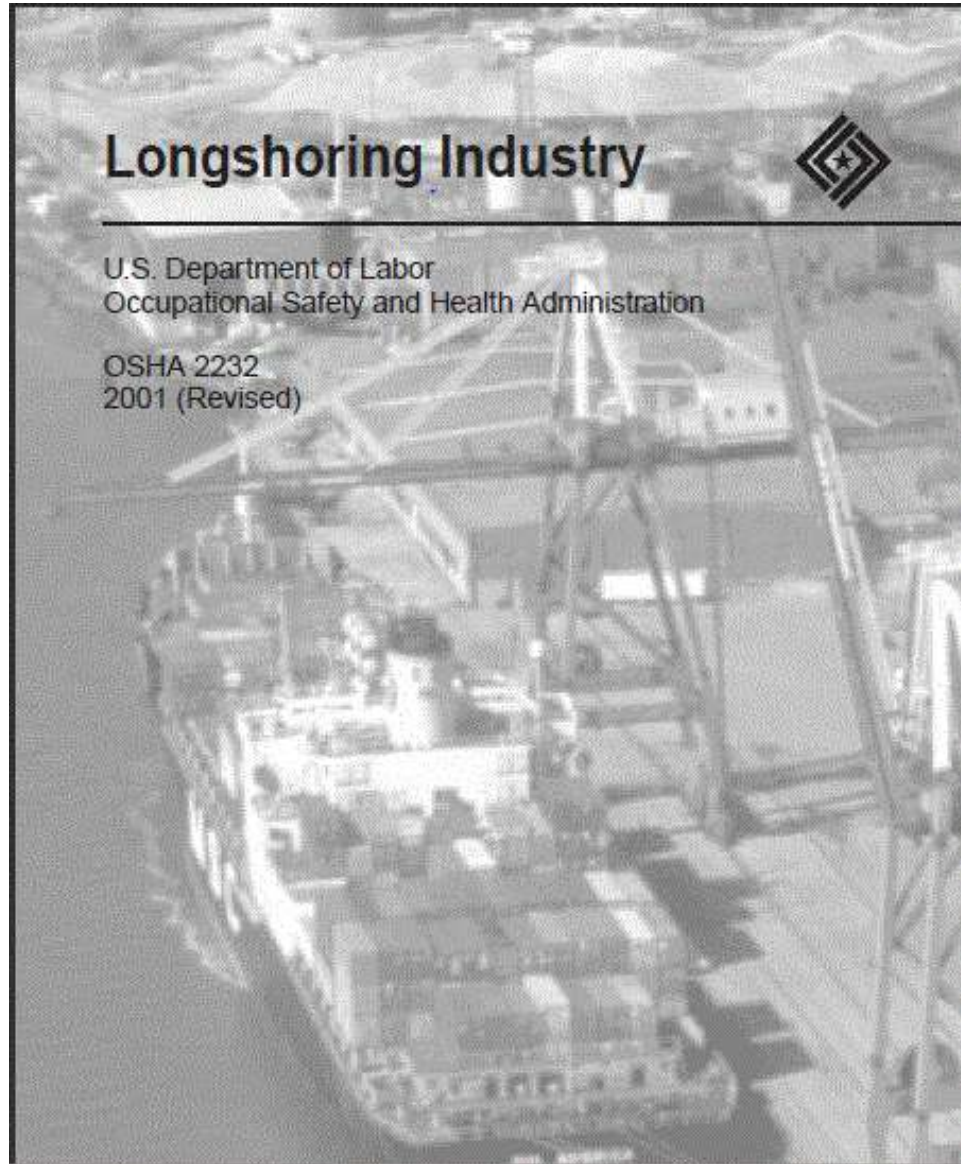


Longshoring Industry



U.S. Department of Labor
Occupational Safety and Health Administration

OSHA 2232
2001 (Revised)





Regulations and the Requirements for Gear Certification in the Maritime Program, CPL02-01-039, can be accessed directly via www.osha.gov (see "Directives," "Enforcement of Cargo Gear Regulations and the Requirements of Gear Certification Directive") or through the Longshoring and Marine Terminals "Tool Shed" Directive.

Marine Terminal Fall Protection for Personnel Platforms

This is one in a series of OSHA fact sheets highlighting OSHA programs, policies or standards. It provides general precautions and guidance for working with personnel platforms in marine terminals. It does not impose any new compliance requirements. It can be accessed directly via www.osha.gov (click "Maritime," "Safety and Health Topics," "Training and Outreach," "Marine Terminal Fall Protection for Personnel Platforms").

Radio Communication Can Assist Container Gantry Crane Operators in Marine Terminals

This fact sheet addresses how the risk of injuries in marine terminals can be reduced by the use of radio communications between the crane operator and longshore personnel when loading and discharging containers using a gantry crane. This document can be accessed directly via www.osha.gov (click "Maritime,"

"Maritime Standards and Guidance," "Guidance Documents," "Radio Communication Can Assist Container Gantry Crane Operators in Marine Terminals").

Traffic Safety in Marine Terminals

The purpose of this guidance product is to enhance the safety of marine terminal traffic. It provides general precautions and guidance when entering, exiting, or working within a marine terminal. These summaries can be accessed directly via www.osha.gov (click "Maritime," "Maritime Standards and Guidance," "Guidance Documents," "Traffic Safety in Marine Terminals").

Commercial Diving Operations Directive

This directive, CPL 02-00-143, 29 CFR Part 1910, Subpart T - Commercial Diving Operations, provides guidance to Occupational Safety and Health Administration (OSHA) national, regional, and Area Offices; industry employers and employee groups; state programs; and Federal agencies concerning OSHA's policies and procedures for implementing intervention and inspection pro-

grams to reduce injuries, illnesses and fatalities, or eliminate workplace hazards involving commercial diving operations. Developed for use online via www.osha.gov (click "Directives," then search "Commercial Diving").

OSHA Internet Webpage

The OSHA webpage provides information and resources regarding compliance assistance, standards and guidance, laws and regulations, enforcement policy, cooperative and state programs, statistics, and much more. This website can be accessed via www.osha.gov.

OSHA Maritime Webpage

The OSHA maritime webpage contains materials regarding safety and health information for the maritime industries, which include shipyard-related employment (ship repair, shipbuilding, shipbreaking), longshoring, marine terminals, and commercial diving. The OSHA maritime webpage can be accessed via www.osha.gov (click "Maritime").



TRAFFIC SAFETY IN MARINE TERMINALS

Occupational Safety and Health Administration
U.S. Department of Labor
OSHA 3337-07
2007





UNITED STATES DEPARTMENT OF LABOR

Subscribe to [E-mail Updates](#)

[Advanced Search](#)

SUBSCRIBE

SEARCH

[A to Z](#) | [Site Map](#) | [FAQs](#) | [Forms](#) | [About DOL](#) | [Contact Us](#) | [Español](#)

Highlights



Oil Spill: Assistance for Workers in the Gulf

[Read more...](#)

1 2 3 4 5 6

Browse By: Topic

- Compliance Assistance
- Disability Resources
- Regulations
- Small Business Resources

Latest News

November 16, 2010

- DOL streamlines federal hiring process [11/15/2010]
- Trade Adjustment Assistance application, program data now available online from US Department of Labor [11/10/2010]
- MSHA announces it will hold 6 public hearing on coal mine dust rule [11/10/2010]
- Unemployment Insurance Weekly Claims Report [11/10/2010]

[Newsroom](#)

[DOL Newsletter](#)

Featured Initiatives



Green Jobs



Recovery



People Are Asking

- What is the Trade Adjustment Assistance Community College and Career Training program?
- When is overtime due?
- When must breaks and meal periods be given?
- How are vacation pay, sick pay, and

Toolbox



Text Size



RSS Feeds



Print This Page



DOL Blog



E-mail This Page



Follow on Twitter



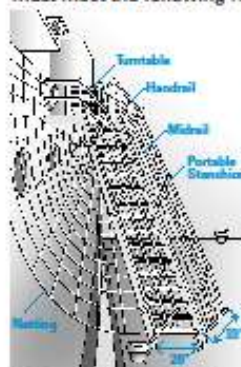
Subscribe to Updates



Follow on Facebook

Gangway Safety in Marine Cargo Handling

Workers involved in marine cargo handling operations frequently use gangways to board and depart vessels. Workers have been injured or killed by falling into the water or onto surfaces below due to the improper rigging and trimming of gangways. When a gangway is used, it must meet the following requirements:



- A gangway, when possible, must be a minimum of 20 inches wide.
- Each side of the gangway and turntable must be protected with handrails and midrails.
- Handrails must be at least 33 inches high.
- Railings must be made of wood, pipe, chain, wire, rope or other materials of equal strength.
- Chain, wire, and rope railings must be kept taut (tightly strung).
- Portable stanchions that provide support for the railings must be secured to prevent them from coming loose.
- A net must be provided to prevent workers from falling into the water or to a lower level.
- If there is more than a one-foot gap between the gangway and the edge of an apron, a bridge with a firm walkway must be installed that has handrails and midrails on both sides.
- Keep gangways clear. Do not lay anything on or across a gangway, including supporting bridles, wires, or hoses.
- If a gangway bridle cannot be moved from the gangway, it must be properly marked to alert employees of the danger (hitting head).

Remember:

Report any problems found with a gangway to a supervisor immediately. For further information, see 29 CFR 1918.21 and 1918.22.

For more complete information:

First Aid in Marine Cargo Handling

Workers involved in marine cargo handling operations are exposed to many hazards. It is important to be aware of first-aid requirements when working at marine cargo handling facilities. To reduce the effects of these hazards:

- Report all injuries, regardless of their severity, to a supervisor immediately.
- First-aid kits must be available at each marine terminal, at or near each vessel being worked, and:
 - Be weatherproof;
 - Be stocked with items necessary for treating injuries such as gauze, adhesive tape or bandages, wound cleaning agent, resuscitation equipment, latex gloves, and splint with elastic wraps;
 - Contain all sterile items in individually sealed packages;
 - Have contents determined by a person certified in first aid and familiar with the hazards; and
 - Be checked at regular intervals so that used items can be replaced immediately.
- At least one person with a valid first-aid certificate must be at the terminal and available to provide first aid during cargo handling operations.
- A telephone or equivalent means of communication must be readily available in case of an emergency.

Remember:

- Report any problems found with a first-aid kit to a supervisor immediately.
- Workers should know the location of first-aid kits.

For further information, see 29 CFR 1917.26 and 1918.97.

For more complete information:

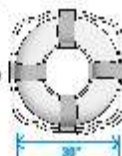
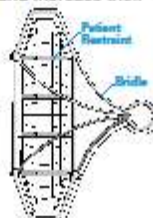
OSHA[®] Occupational
Safety and Health
Administration
U.S. Department of Labor
www.osha.gov (800) 321-OSHA



Lifesaving Facilities in Marine Cargo Handling

Workers involved in marine cargo handling operations are exposed to many hazards. Workers should be aware of the various lifesaving equipment requirements, which, if followed, may help to reduce response time and increase their chances of survival.

- **Stokes Basket Stretchers**, or their equivalent, must be kept near each vessel being worked and have:
 - Permanent bridles, capable of lifting 1,000 lbs., for attaching to hoisting gear;
 - A blanket or other suitable covering;
 - At least four sets of effective patient restraints; and
 - Lifting bridles and foot plates for making vertical lifts from container berths.
- Stretchers must be kept in an operable condition and be protected from the elements. Stretchers in permanent locations must be mounted to prevent damage.
- If the stretcher location is hidden from view, a sign must be labeled "Lifesaving Equipment," or similar language, to indicate its location.
- **Life Rings** must be easily accessible at waterside work areas, measure 30 inches in diameter, and have at least 90 feet of line attached.
- **Personal Flotation Devices (PFDs)** must be U.S. Coast Guard-approved and worn by workers who are doing tasks during which they might fall into the water and drown (e.g., on a bridge or gangway-like structure leading to a detached vessel, during line handling, or working in isolation), unless the employer has installed railings or nets, or if workers are using safety harnesses and lifelines.
- A **portable or permanent ladder**, giving access to the water, must be located within 200 feet of work areas where there are drowning hazards.



Remember:

Report any problems with equipment to a supervisor immediately.

For further information, see 29 CFR 1917.26, 1917.95, 1918.97, and 1918.106.

For more complete information:

OSHA[®] Occupational
Safety and Health
Administration
U.S. Department of Labor
www.osha.gov (800) 321-OSHA

Vertical Tandem Lifts VTLs

- Lifting of two or more intermodal containers by the top container



Vertical Tandem Lifts

VTLs

- **Final Rule - Dec 10, 2008**
- **Effective - April 9, 2009**
- **Suit filed – no stay of regulations**
- **Hearing – Sept 14, 2010**

Vertical Tandem Lifts

VTLs

- Two empty containers
- Employees trained in VTL safety practices
- Container-corner-lock inspections
- Defective locks removed
- No platform containers

Vertical Tandem Lifts

VTLs

- Interbox connector certified for lifting
- Cranes specifically designed for containers
- Containers transported as a VTL in the terminal be designed for same
- Written plan for transporting VTL's
- Safe Work Zone

Disclaimer

- **This information has been developed by an OSHA Compliance Assistance Specialist and is intended to assist employers, workers, and others as they strive to improve workplace health and safety. While we attempt to thoroughly address specific topics, it is not possible to include discussion of everything necessary to ensure a healthy and safe working environment in a presentation of this nature. Thus, this information must be understood as a tool for addressing workplace hazards, rather than an exhaustive statement of an employer's legal obligations, which are defined by statute, regulations, and standards. Likewise, to the extent that this information references practices or procedures that may enhance health or safety, but which are not required by a statute, regulation, or standard, it cannot, and does not, create additional legal obligations. Finally, over time, OSHA may modify rules and interpretations in light of new technology, information, or circumstances; to keep apprised of such developments, or to review information on a wide range of occupational safety and health topics, you can visit OSHA's website at www.osha.gov.**