

Pacific Northwest Challenges and Opportunities

Glenn Vanselow

Pacific Northwest Waterways Association


www.pnwa.net

AAPA's
Growth Opportunities for General Cargo
and Shallow Draft Ports Seminar

November 14-16, 2006
Memphis, Tennessee



Columbia Basin Tour

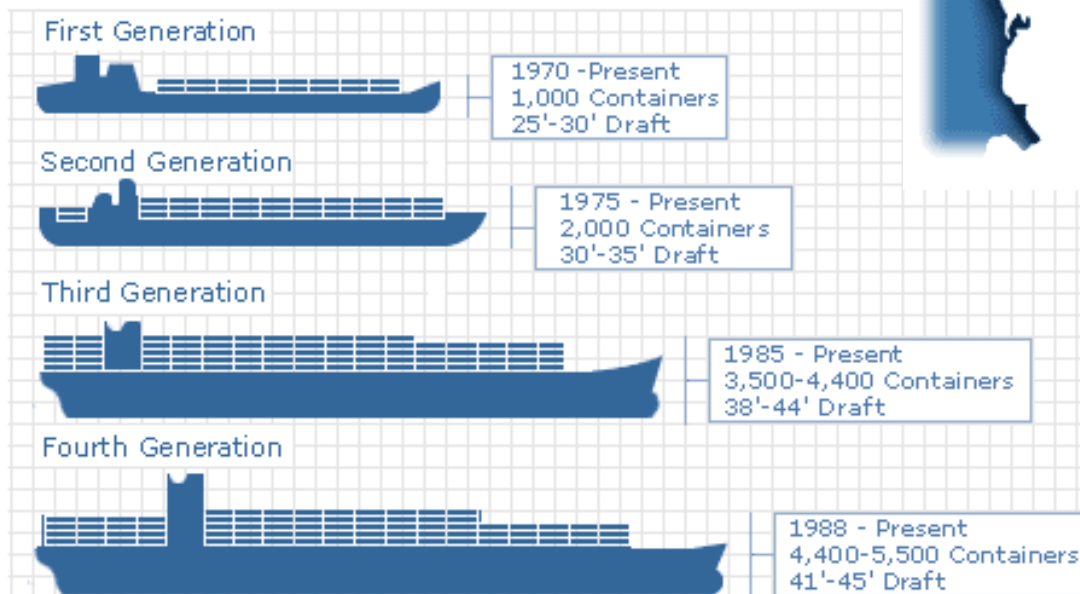


Lower Columbia River Channel

- Routine O&M Dredging
- Channel Deepening to 43'
- 40 Million tons
- \$16 Billion in value

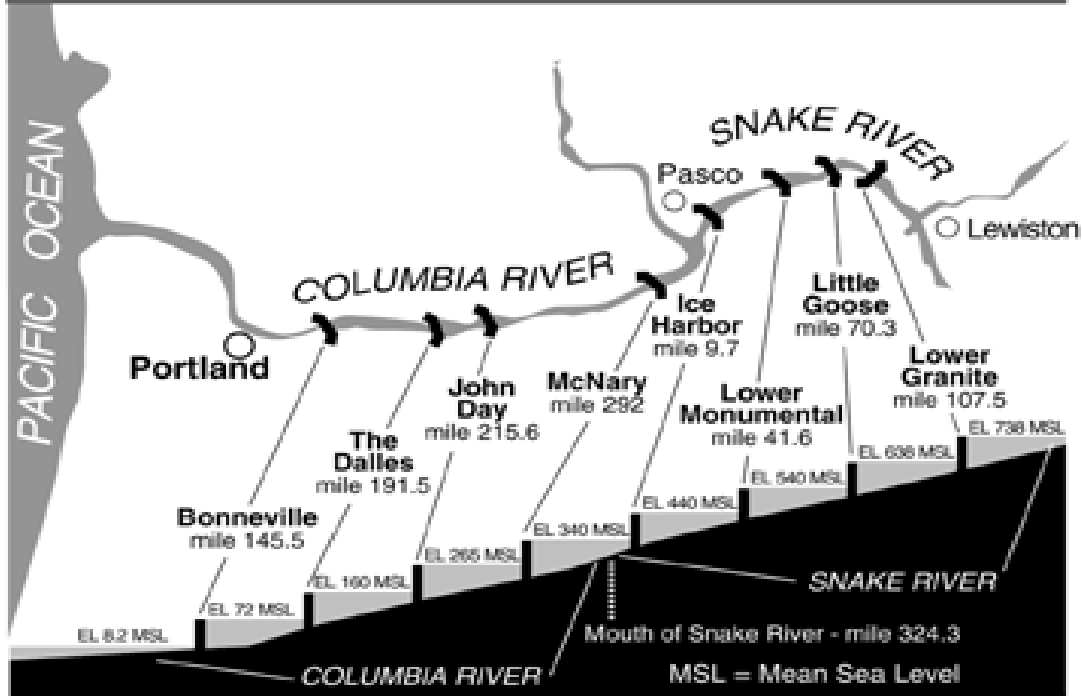


The Evolution of Container Ships



Corps Dredge Essayons

Columbia-Snake River Inland Waterways



- Routine O&M Dredging
- Snake River Programmatic Sediment Management Plan
- 10-12 Million tons
- \$1.5-2.2 Billion in value

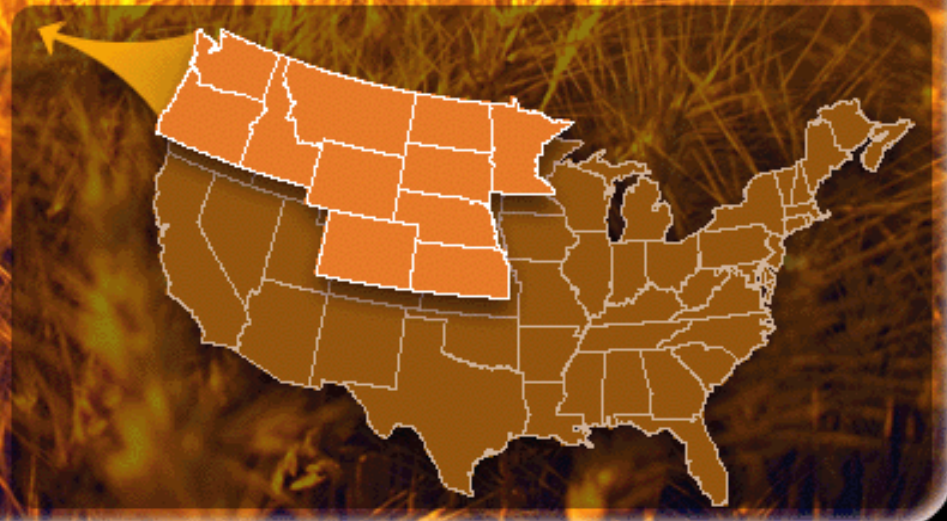


Wheat ...

#1 gateway in the U.S.

37% of U.S. exports

*Graphic:
Port of
Portland*



Barley ...

#1 in the U.S.

70% of U.S. exports

*Graphic:
Port of
Portland*



Forest Products and Paper Products ...

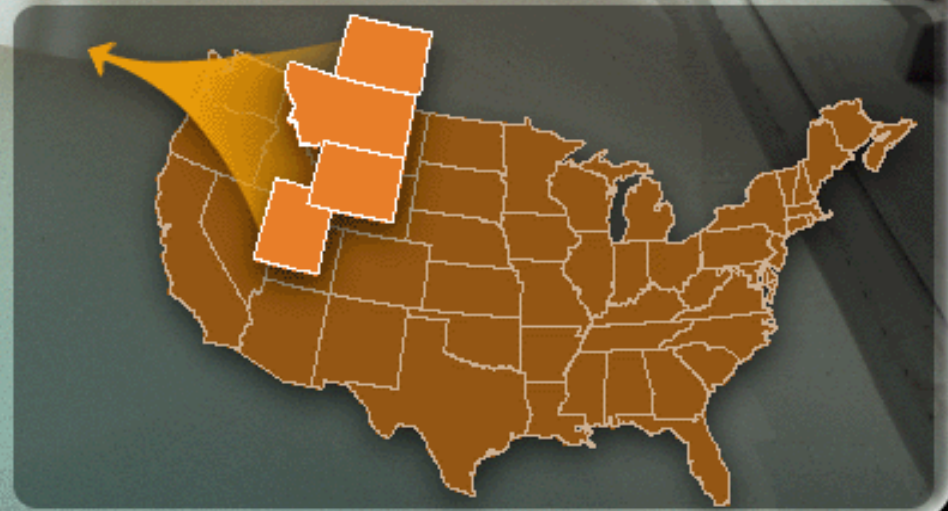
#1 on the West Coast



*Graphic:
Port of
Portland*

Mineral Bulks ...
#1 on the West Coast

*Graphic:
Port of
Portland*



Autos ... **#1 on the West Coast**



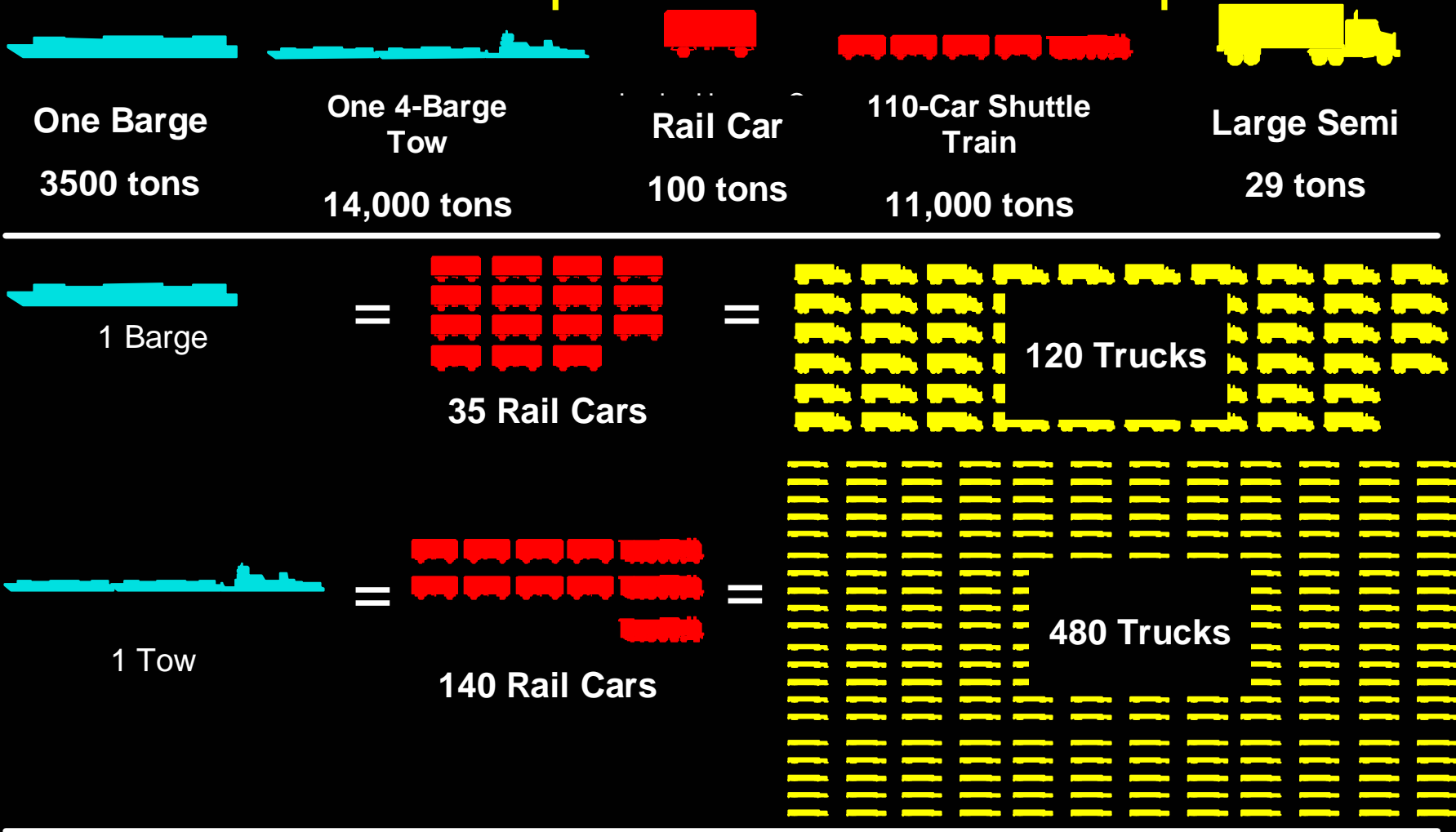
*Graphic:
Port of
Portland*

Containers...
to and from 43 states



*Graphic:
Port of
Portland*

Alternate Transportation Mode Comparison



Barging is the lowest cost, most environmentally friendly form of freight transportation

What Makes the CSRS Unique?

- Balance of trade
- Barging feeds exports
- Short Sea Shipping
 - Since the 1850s for wheat
 - Since 1970s for containers
- Other significant project purposes
 - Hydropower
 - Flood control
 - Recreation
 - Irrigation
 - Other water use

Balance of Trade/Barging Feeds Exports

- 36 M tons foreign trade (2004)
 - 6 M tons imports
 - 30 M tons exports
 - 16 M tons grain
 - 3 M tons other ag
 - 5 M tons chem/fert/salt
 - 2 M tons forest products
 - 4 M tons other

Short Sea Shipping on the CSRS

- Wheat
 - 50% of exports barged
- Containers
 - 25% barged
 - Paper products, for export
 - Ag products, for export
- Forest products
 - Wood chips, internal up and down
- Petroleum
 - 4 M tons coastwise to Portland
 - 1/3 barged up river
- Solid waste
 - Containers, Vancouver, WA to Boardman, OR

New Short Sea Shipping Opportunities

- o Containers
 - o Ag products
 - Rail to barge, for export
- o Forest products
 - o Wood chips
 - Internal up and down
 - Coastwise
- o Solid waste
 - o California, Puget Sound, Hawaii
 - o Portland, now being trucked up river

Navigation and Other Project Purposes

- o Other project purposes
 - o Hydropower
 - 2/3 of region's power is hydro
 - >50% from BPA
 - 8 CSRS dams = 8455 MW
 - o Flood damage reduction
 - \$3.2 B saved during 1996 flood
 - o Recreation
 - o Irrigation
 - o Other water use
 - Municipal, industrial

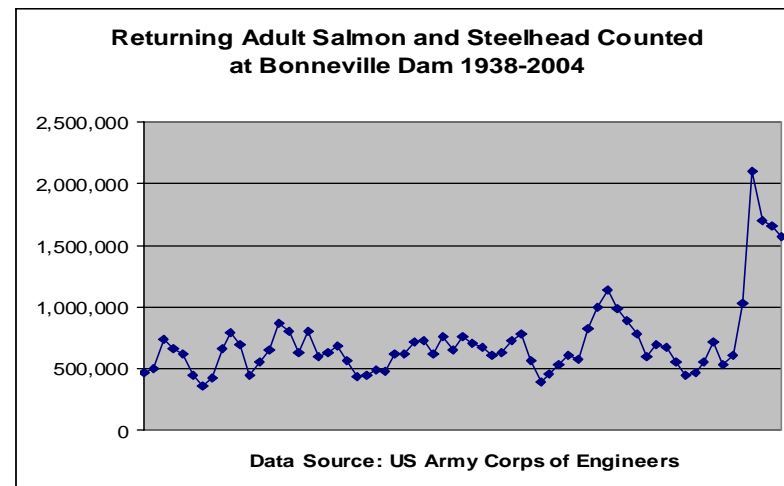
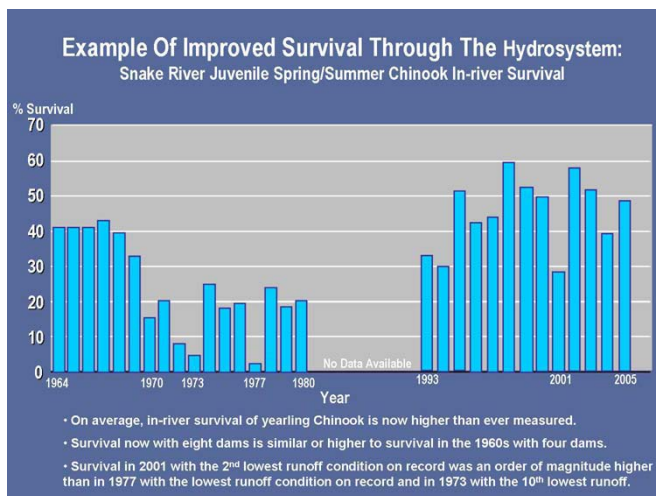


CSRS: Looking Over Our Shoulder

- Opportunity abounds
- Funding system needs
 - O&M
 - Lock rehab and major maintenance
 - Complete lower Columbia River channel deepening
 - Long term jetty repair
 - We all need to work together to increase federal navigation budget

CSRS: Looking Over Our Shoulder

- Dam breaching
 - 1991: first salmon listed under ESA
 - 4 of 26 listed runs pass Snake River Dams
 - Salmon survival now higher than ever for juveniles and adults
 - Environmental groups still call for breaching 4 Snake River dams



CSRS: Looking Over Our Shoulder

- o Salmon Planning Act
 - o H.R. 1615
 - o Introduced by Rep. Jim McDermott (D-WA)
 - o Authorizes breaching 4 Snake River dams
 - Kills navigation
 - Kills hydropower (3,000 MW)
 - Kills irrigation
 - May or may not help fish
 - o We need your help!

We Need Your Help!

- o Salmon Planning Act: 93 cosponsors (by state):

AZ	1	IN	1	RI	1
CA	21	MA	8	SC	1
CO	1	MD	2	TX	4
CT	3	ME	1	VA	1
DC	1	MI	3	WI	3
FL	3	MN	2		
GA	1	NC	2	Oregon	Zero
HI	1	NJ	6	Washington	Zero
IA	1	NY	14	Idaho	Zero
IL	9	OH	2	Montana	Zero

- o Ask your members of Congress to reject the Salmon Planning Act (H.R. 1615)



Contact Information:

glenn.vanselow@pnwa.net

www.pnwa.net

Click on: Action Agenda

Then: Fact Sheets

