

# ***Navigation FY 2014 Workplan and FY 2015 Budget***

## **American Association of Port Authorities – Harbors & Navigation Meeting**

Jeffrey A. McKee  
Chief, Navigation Branch  
US Army Corps of Engineers



**August 12, 2014**

US Army Corps of Engineers  
**BUILDING STRONG®**



# ***National Priorities for Budgeting***

- A. Provide for National Defense
- B. Reduce the Deficit
- C. Create Jobs and Restore the Economy
- D. Improve Resiliency and Safety of Communities and Infrastructure
- E. Restore and Protect the Environment
- F. Maintain Global Competitiveness
- G. Increase Energy Independence and Renewable Energy
- H. Improve Quality of Life
- I. Support Research and Innovation that leads to American Jobs and Industries

Navigation has a key role in all of these!

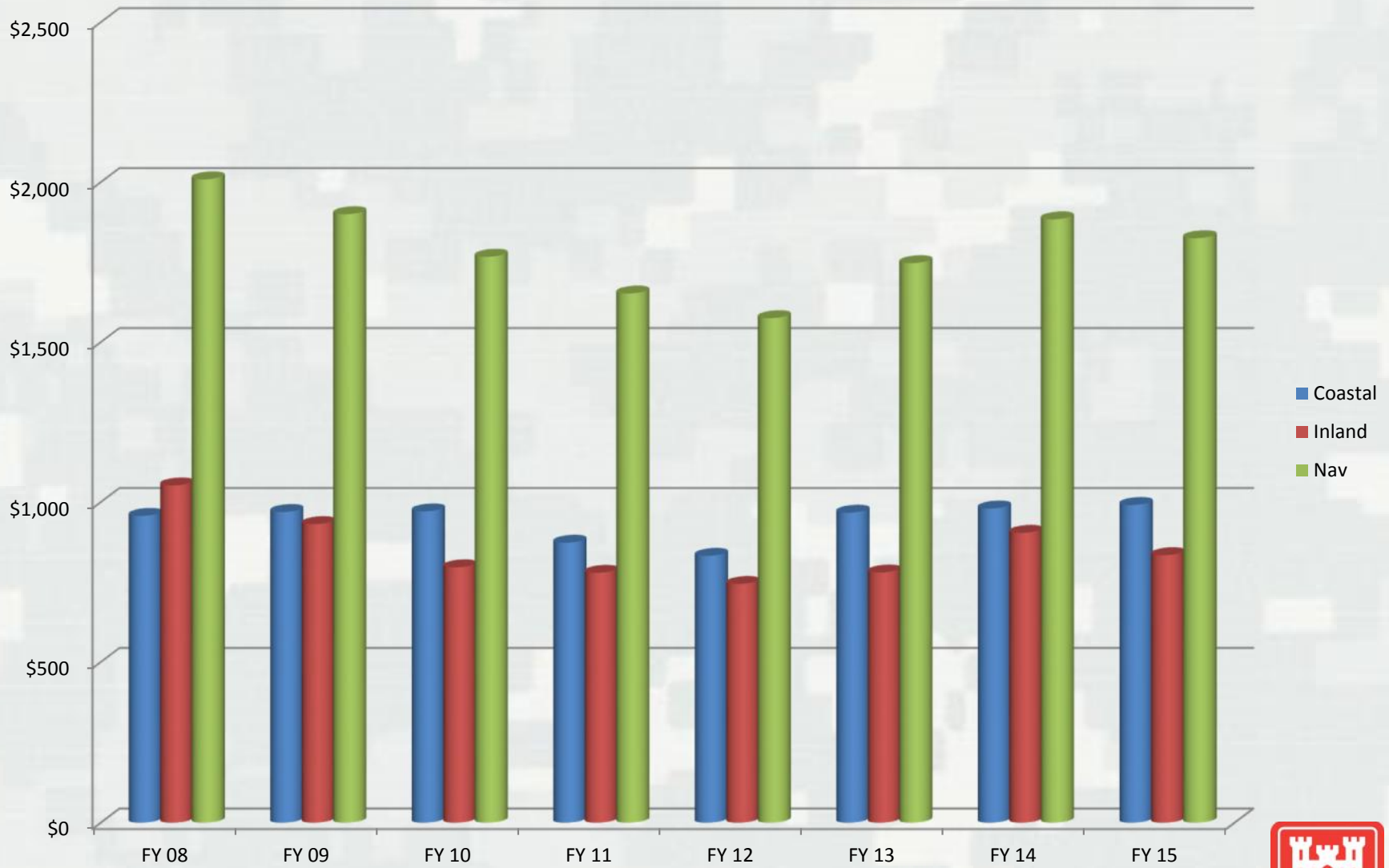


# FY 15 Budget

- Budget is performance based.
- Focuses on highest performing projects and programs with high economic, environmental, and public safety returns to the nation.
- Emphasizes operation and maintenance of infrastructure to address critical infrastructure needs and provide a reliable and resilient system.
- Provides a fiscally prudent investment in Nation's water resources infrastructure making tough decisions to put the nation on a fiscally prudent path.
- Navigation focuses on high commercial use coastal harbors and channels with > 10 million tons of commerce; and inland and intracoastal waterways with > 3 billion ton-miles of commerce.

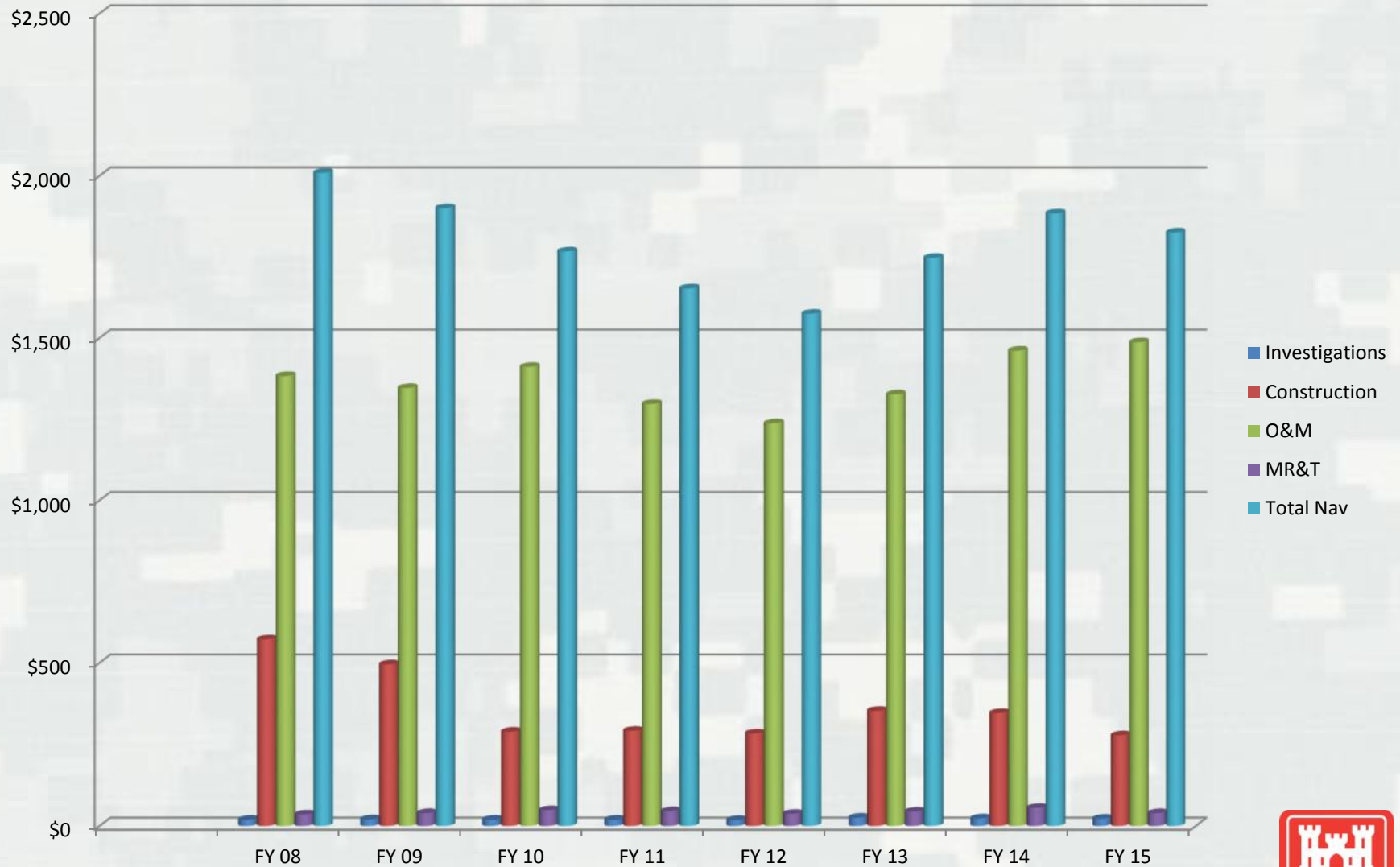


## President's Budget (\$M)



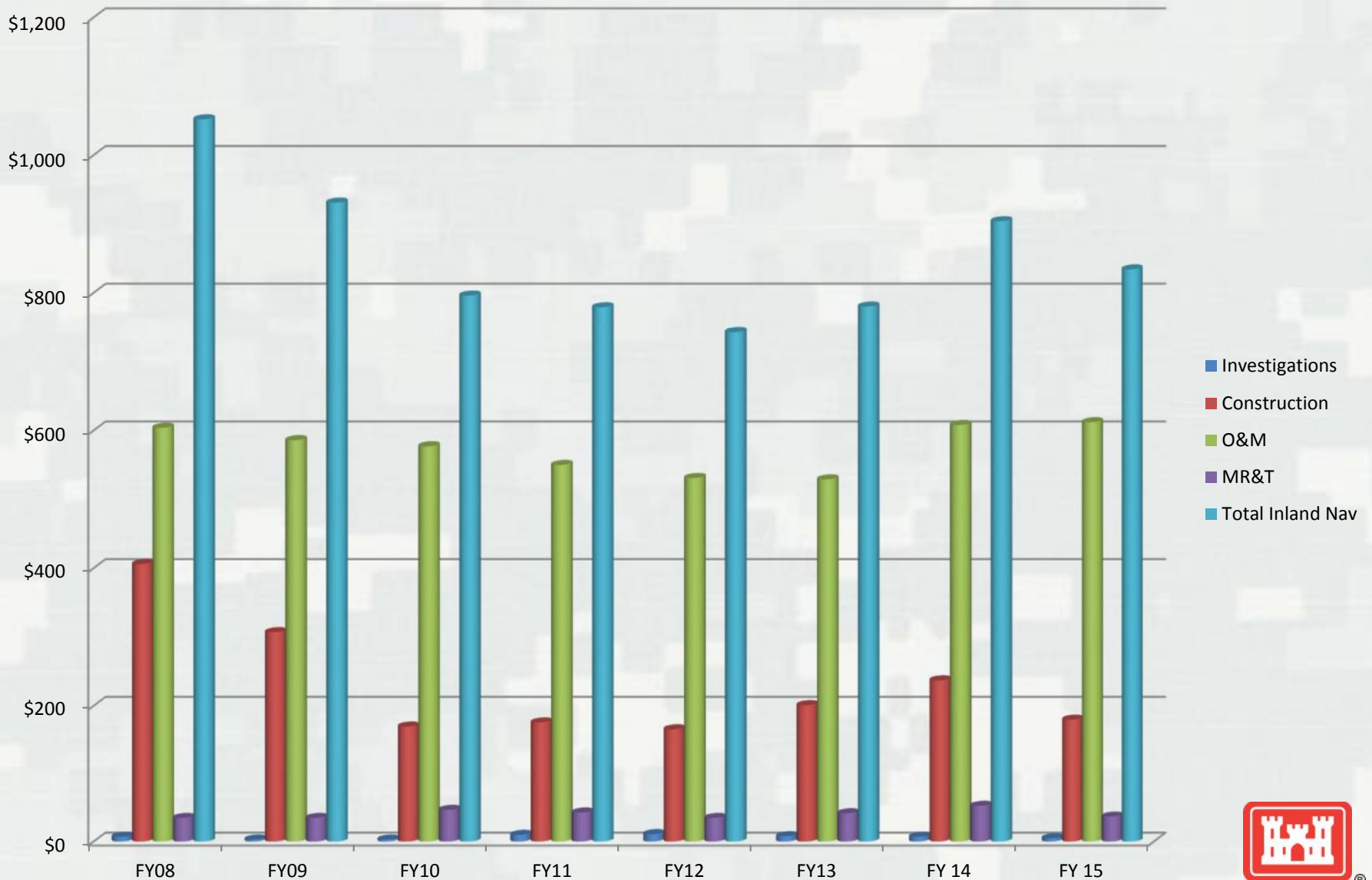
**BUILDING STRONG®**

## Navigation by Appropriations (\$M)



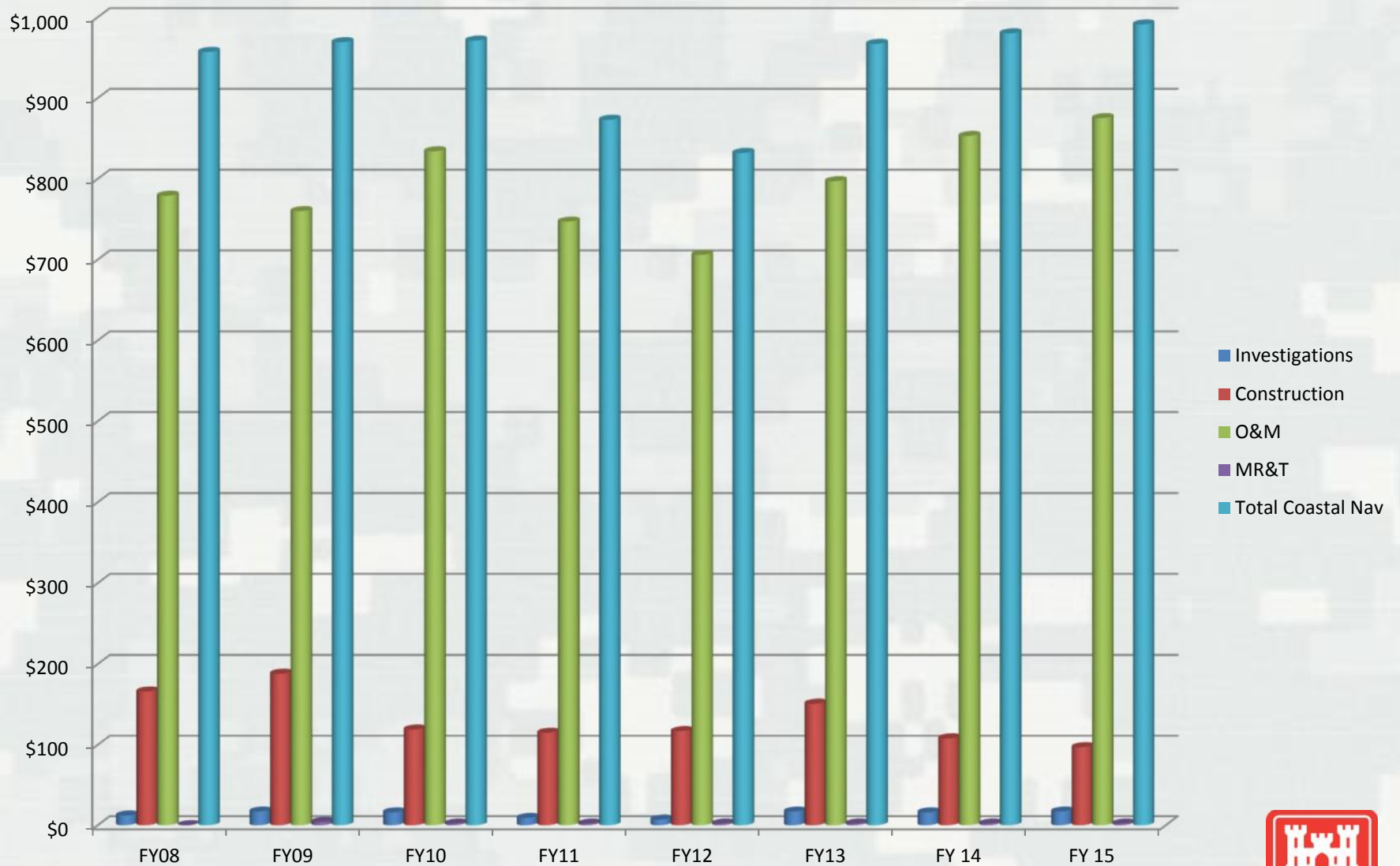
**BUILDING STRONG®**

## Inland Navigation Budget (\$M)



**BUILDING STRONG®**

## Coastal Navigation Budget (\$M)



**BUILDING STRONG®**

# FY 14 Navigation Appropriation by Account (\$millions)

	Investigations	Construction	O&M	MR&T	Total Nav
<b>Pres Bud</b>	<b>\$23</b>	<b>\$345</b>	<b>\$1,461</b>	<b>\$55</b>	<b>\$1,884</b>
<b>Confer ence</b>	<b>\$40</b>	<b>\$468</b>	<b>\$1,701</b>	<b>\$60</b>	<b>\$2,269</b>
<b>Differe nce</b>	<b>\$17</b>	<b>\$123</b>	<b>\$240</b>	<b>\$5</b>	<b>\$385</b>



**BUILDING STRONG®**



# FY 2014 Navigation Workplan

- Increase in Navigation ~ \$387 M
- Investigations:
  - Navigation \$ 5 M
  - Deep Draft \$ 6 M
  - Inland \$ 4 M
  - Small Remote & Subsistence \$ 3 M
- Construction:
  - Navigation \$ 47 M
  - Inland \$ 81.5 M
- O&M:
  - Navigation \$ 25 .7 M
  - Deep Draft \$128 M
  - Inland \$ 42 M
  - Small Remote & Subsistence \$ 40 M
- MR&T: \$ 5 M
- Complete project listings at:

<http://www.usace.army.mil/Missions/CivilWorks/Budget.aspx>



**BUILDING STRONG®**

# FY 2015 Navigation Budget

## Key Coastal Projects:

### Investigations

- Feasibility Studies

Complete Alaska Regional Ports, Charleston, Norfolk, Redwood City, Wilmington, Hilo Harbor

Continue Baltimore and Norfolk GRRs

New Feasibility - Houston, Seattle, Long Beach, Delaware River Dredged Material

- PED

Complete Savannah, Jacksonville, Port Lions

Continue Boston, Freeport

- Reconnaissance – New Haven, San Juan, and Manatee



# FY 2015 Navigation Budget

## Key Coastal Projects:

### Construction

- Complete New York/New Jersey
- Continue Delaware River, Columbia River at the Mouth
- Dredged Material Placement Facilities – Calcasieu River, Green Bay, Charleston, Cleveland, Calumet, Texas City, GIWW – Chocolate Bayou
  
- HMTF - \$915 M



# FY 15 Navigation Appropriation Bills by Account (\$millions)

	Investigations	Construction	O&M	MR&T	Total Nav
<b>Pres Bud</b>	<b>\$22</b>	<b>\$277</b>	<b>\$1,487</b>	<b>\$39</b>	<b>\$1,825</b>
<b>House</b>	<b>\$34</b>	<b>\$485</b>	<b>\$1,933</b>	<b>\$47</b>	<b>\$2,499</b>
<b>Senate</b>	<b>\$40</b>	<b>\$361</b>	<b>\$1,670</b>	<b>\$53</b>	<b>\$2,124</b>



**BUILDING STRONG®**

# FY 2015 Navigation Workplan

▪ Increase in Navigation ~ \$387 M		
▪ Investigations:	House	Senate
Navigation	\$ 5 M	\$ 5 M
Deep Draft	\$ 4 M	\$ 6 M
Inland	\$ 4 M	\$ 4 M
Small Remote & Subsistence	\$ 1.5 M	\$ 3 M
▪ Construction:		
Navigation	\$ 85.5 M	\$ 30 M
Inland	\$112 M	\$ 60 M
▪ O&M:		
Navigation	\$ 25.4 M	\$ 20 M
Deep Draft	\$150.5 M	\$110 M
Inland	\$ 45 M	\$ 40 M
Small Remote & Subsistence	\$ 42.5 M	\$ 35 M
▪ MR&T:	\$ 8 M	\$ 15 M
▪ TOTAL	\$483.4 M	\$328 M



# Navigation Message

- Navigation funding is an essential component for the Nation's Global trade
- HMTF funds needed for future channel maintenance
- IWTF funds needed for recapitalization of inland waterways
- America's Marine Transportation System infrastructure must become a National priority in order to get adequate funding
- Need national commitment to shipping, global trade and navigation infrastructure
- Current business model is not sustainable – need public/private investment and/or divestiture
- Navigation funding is key to Economy, Jobs, and Exports!



# Questions?



---

**BUILDING STRONG®**

# Backup Slides



---

**BUILDING STRONG®**



# President's Budgets

(\$millions)

Pres Bud	Coastal	Inland	Nav	CW total	Nav Percent
FY 15	\$991	\$834	\$1,825	\$4,561	40
FY 14	\$980	\$904	\$1,884	\$4,826	39
FY 13	\$967	\$780	\$1,747	\$4,731	37
FY 12	\$832	\$744	\$1,575	\$4,631	34
FY 11	\$873	\$779	\$1,652	\$4,939	33
FY 10	\$971	\$796	\$1,767	\$5,125	35
FY 09	\$969	\$931	\$1,900	\$4,741	40
FY 08	\$957	\$1,052	\$2,009	\$4,900	41



BUILDING STRONG®

# Navigation Budget by Appropriation (\$millions)

Pres Bud Fiscal Year	Investigations	Construction	O&M	MR&T	Total Nav
<b>FY 15</b>	<b>\$22</b>	<b>\$277</b>	<b>\$1,487</b>	<b>\$39</b>	<b>\$1,825</b>
<b>FY 14</b>	<b>\$23</b>	<b>\$345</b>	<b>\$1,461</b>	<b>\$55</b>	<b>\$1,884</b>
<b>FY 13</b>	<b>\$25</b>	<b>\$352</b>	<b>\$1,326</b>	<b>\$44</b>	<b>\$1,747</b>
<b>FY 12</b>	<b>\$18</b>	<b>\$283</b>	<b>\$1,237</b>	<b>\$37</b>	<b>\$1,575</b>
<b>FY 11</b>	<b>\$19</b>	<b>\$291</b>	<b>\$1,297</b>	<b>\$45</b>	<b>\$1,653</b>
<b>FY 10</b>	<b>\$19</b>	<b>\$288</b>	<b>\$1,411</b>	<b>\$48</b>	<b>\$1,767</b>
<b>FY 09</b>	<b>\$20</b>	<b>\$495</b>	<b>\$1,346</b>	<b>\$39</b>	<b>\$1,900</b>
<b>FY 08</b>	<b>\$19</b>	<b>\$572</b>	<b>\$1,383</b>	<b>\$35</b>	<b>\$2,009</b>



# Inland Navigation Budget

(\$million)

Pres Bud	Investigations	Construction	O&M	MR&T	Total Inland Nav
<b>FY 15</b>	<b>\$5</b>	<b>\$180</b>	<b>\$612</b>	<b>\$37</b>	<b>\$834</b>
<b>FY 14</b>	<b>\$7</b>	<b>\$237</b>	<b>\$608</b>	<b>\$53</b>	<b>\$904</b>
<b>FY13</b>	<b>\$8</b>	<b>\$201</b>	<b>\$529</b>	<b>\$42</b>	<b>\$780</b>
<b>FY12</b>	<b>\$11</b>	<b>\$166</b>	<b>\$531</b>	<b>\$35</b>	<b>\$743</b>
<b>FY11</b>	<b>\$10</b>	<b>\$176</b>	<b>\$550</b>	<b>\$43</b>	<b>\$779</b>
<b>FY10</b>	<b>\$3</b>	<b>\$170</b>	<b>\$577</b>	<b>\$47</b>	<b>\$796</b>
<b>FY09</b>	<b>\$3</b>	<b>\$307</b>	<b>\$586</b>	<b>\$35</b>	<b>\$931</b>
<b>FY08</b>	<b>\$7</b>	<b>\$406</b>	<b>\$604</b>	<b>\$35</b>	<b>\$1,052</b>



**BUILDING STRONG®**

# Coastal Navigation Budget

(\$million)

Pres Bud	Investigations	Construction	O&M	MR&T	Total Coastal Nav
<b>FY 15</b>	<b>\$17</b>	<b>\$97</b>	<b>\$875</b>	<b>\$2</b>	<b>\$991</b>
<b>FY 14</b>	<b>\$16</b>	<b>\$108</b>	<b>\$853</b>	<b>\$2</b>	<b>\$980</b>
<b>FY13</b>	<b>\$17</b>	<b>\$151</b>	<b>\$797</b>	<b>\$2</b>	<b>\$967</b>
<b>FY12</b>	<b>\$7</b>	<b>\$117</b>	<b>\$706</b>	<b>\$2</b>	<b>\$832</b>
<b>FY11</b>	<b>\$9</b>	<b>\$115</b>	<b>\$747</b>	<b>\$2</b>	<b>\$873</b>
<b>FY10</b>	<b>\$16</b>	<b>\$119</b>	<b>\$834</b>	<b>\$2</b>	<b>\$971</b>
<b>FY09</b>	<b>\$17</b>	<b>\$188</b>	<b>\$760</b>	<b>\$4</b>	<b>\$969</b>
<b>FY08</b>	<b>\$12</b>	<b>\$166</b>	<b>\$779</b>	<b>\$0</b>	<b>\$957</b>



**BUILDING STRONG®**