

AAPA HARBORS & NAVIGATION MEETING

HEADQUARTERS USACE NAVIGATION PROGRAM UPDATE

Jeffrey McKee

Chief, Navigation Branch

Headquarters, U.S. Army Corps of Engineers

February 1, 2017

“The views, opinions and findings contained in this report are those of the author(s) and should not be construed as an official Department of the Army position, policy or decision, unless so designated by other official documentation.”



**US Army Corps
of Engineers®**



USACE Navigation Mission

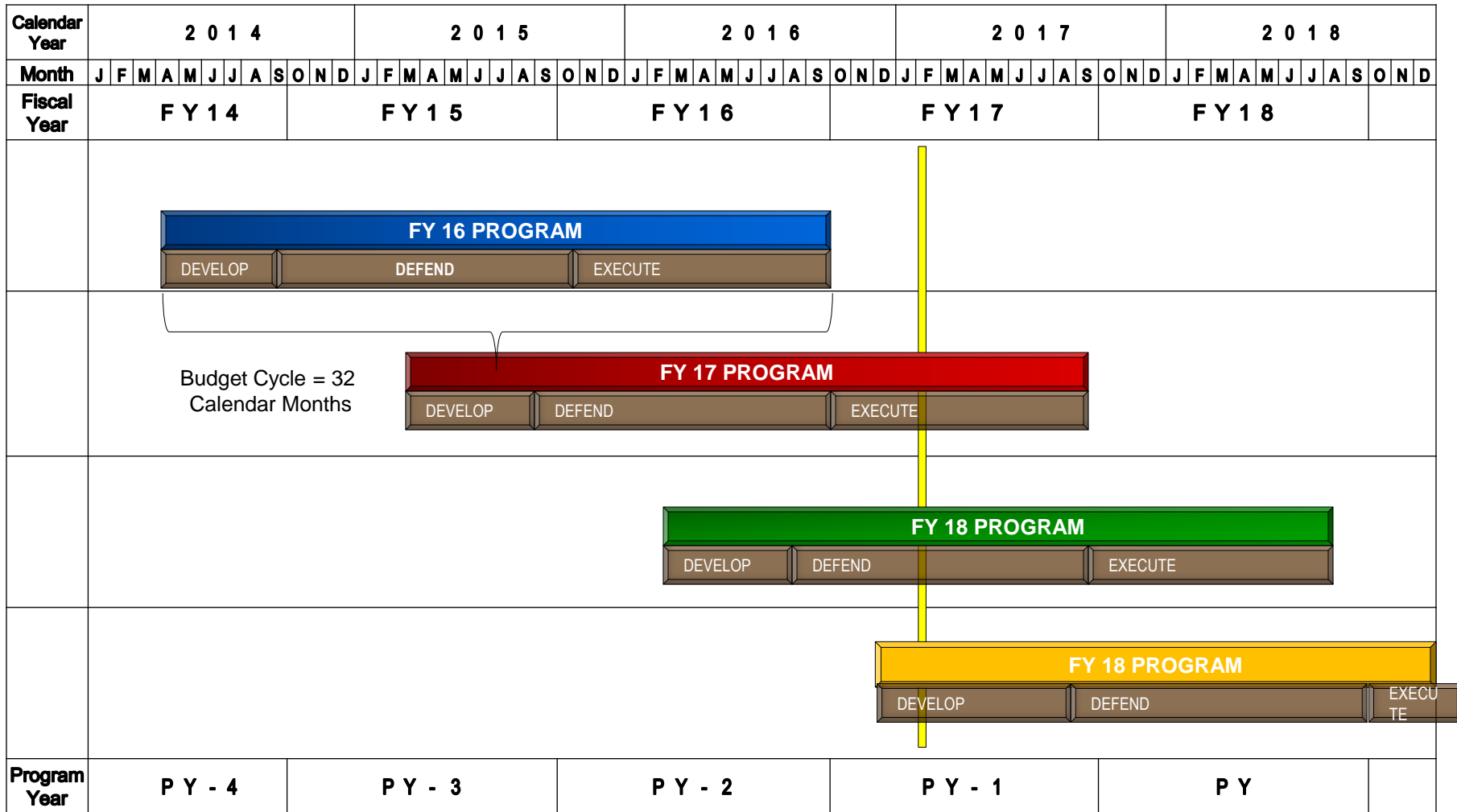
Provide safe, reliable, efficient, effective and environmentally sustainable waterborne transportation systems for movement of national security needs, commerce, and recreation.



US Army Corps
of Engineers[®]



CW PROGRAM/BUDGET TIMELINE



NOW

$PY = CFY + 2$



US Army Corps of Engineers[®]

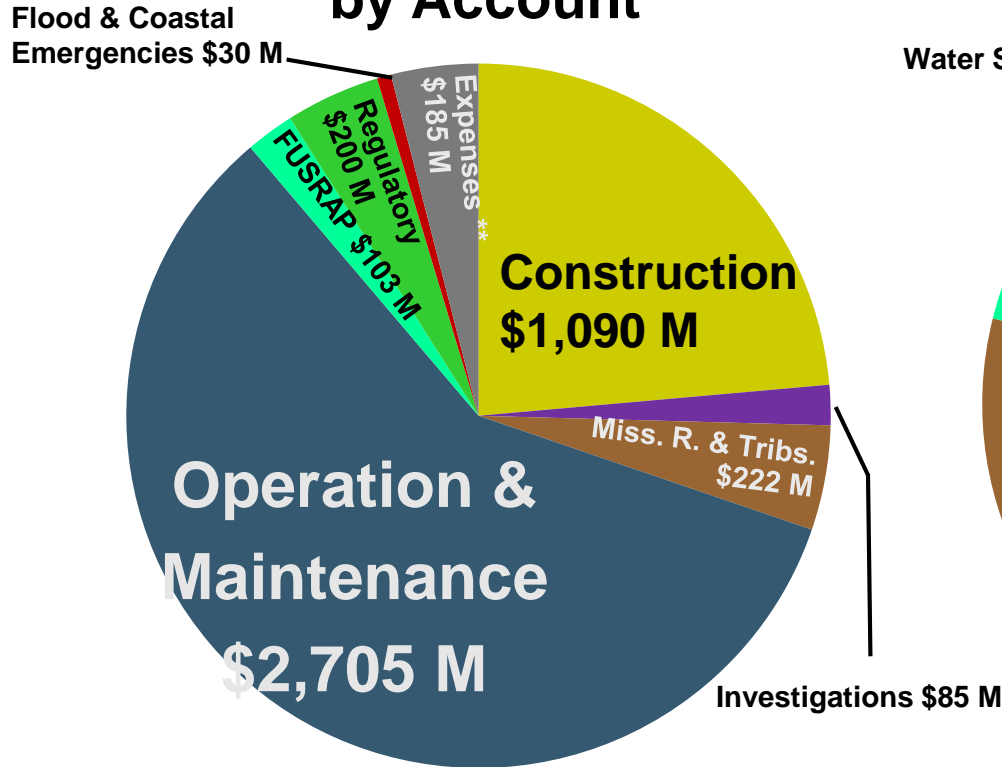


President's FY 2017 Budget

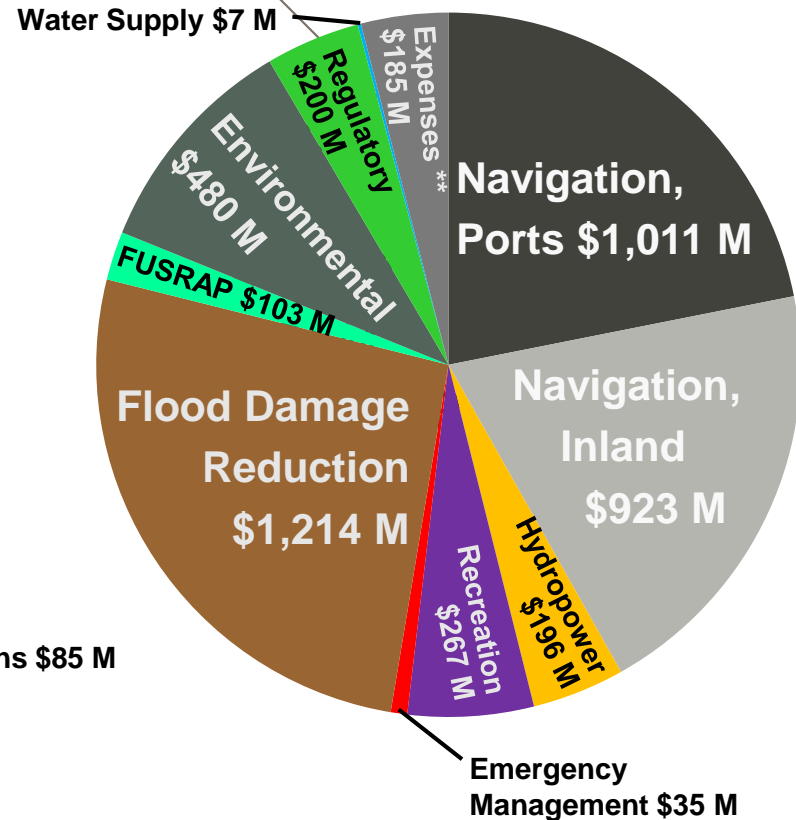
\$ Millions

Total: \$4.620 Billion

by Account



by Business Line



** Includes Office of Asst. SecArmy (Civil Works)



US Army Corps of Engineers BUILDING STRONG



FY 2017 FUNDING

- FY 2017 President's Budget submitted to Congress on Feb 9, 2016
- House passed appropriations bill on May 26, 2016
- Senate passed appropriations bill on Apr 14, 2016
- FY 2017 Continuing Resolution enacted Sep 29, 2016 provided FY 17 funding through Dec 9, 2016
- FY 2017 Further Continuing and Security Appropriations Act, 2017 provides FY 17 funding through Apr 28, 2017 and provides supplemental funding to address emergency situations and to rehabilitate and repair damages to USACE projects caused by natural disasters



US Army Corps
of Engineers[®]



FY 17 BUDGET

- Budget is performance based.
- Provides a fiscally prudent investment in Nation's water resources infrastructure making tough decisions to put the nation on a fiscally prudent path.
- Focuses on highest performing projects and programs with high economic ($BCR \geq 2.5 @ 7\%$), environmental, and public safety returns to the nation.
- Emphasizes operation and maintenance of infrastructure to address critical needs and provide a reliable and resilient system.
- Navigation focuses high risk to mission on high commercial use coastal harbors and channels with > 10 million tons of commerce; and inland and intracoastal waterways with > 3 billion ton-miles of commerce.
- 10% of HMTF to Great Lakes and 10% to emerging harbors.



US Army Corps
of Engineers[®]



Additional FY 17 Funds for Navigation in Appropriations Bills (\$millions)

	House	Senate
▪ Investigations	\$ 13.5	\$ 15.0
▪ Navigation	\$ 1.5	\$ 5.0
▪ Coastal and Deep Draft	\$ 6.0	\$ 5.0
▪ Inland	\$ 6.0	\$ 5.0
▪ Small, Remote, Subsistence	\$ -	\$ -
▪ Remaining Items	\$?	\$?
▪ Construction	\$327.75	\$309.699
▪ Navigation	\$245.0	\$227.374
▪ Inland Waterways TF	\$ 75.25	\$ 75.325
▪ Section 107	\$ 7.0	\$ 7.0
▪ Section 111	\$ 0.5	\$ -
▪ MR&T O&M Dredging	\$ 9.5	\$ 8.09



U.S. Army Corps
of Engineers[®]



Additional FY 17 Funds for Navigation in Appropriations Bills (\$millions)

	House	Senate
▪ O&M	\$394.8	\$425.728
▪ Navigation	\$ 25.3	\$ 23.528
▪ Inland Waterways	\$ 48.0	\$ 45.0
▪ Small, Remote, Subsistence	\$ 50.0	\$ 48.0
▪ Donor & Energy Ports	\$ 10.0	\$ 50.0
▪ Remaining Items	\$ 3.5	\$ 9.2
▪ Total Additional Funding	\$745.55	\$758.517
▪ Compared to ~ Additional \$684 M in FY 2016		



FY 2017 ENERGY & WATER DEVELOPMENT APPROPRIATIONS BILLS NAVIGATION PROVISIONS

House

- 6 new study starts and 4 new construction starts
- Provides estimated \$1.263 billion for HMTF projects
- Rejects Administration proposal for vessel use fee on inland waterways
- Funds distribution for Donor Ports and Energy Transfer Ports
- Collect information on pipelines
- Language on open water placement

Senate

- 5 new feasibility and 8 new construction starts
- Expedite review of export terminals
- Language on open water placement
- Allocation to Donor Ports

FY 2017 FUNDING

- FY 2017 Continuing Resolution funds limited to the “Least of” the President’s Budget, House Report 114-532, and Senate Report 114-236
- Supplemental Appropriations
 - Construction: \$ 54.827 M
 - MR&T: \$290.708 M
 - O&M: \$259.574 M
 - FC&CE: \$419.891 M



US Army Corps
of Engineers[®]



Post-Panamax Port Projects/Studies

President's "We Can't Wait" Initiative
 Streamlining the review & permitting process to advance key infrastructure projects at 5 East Coast ports:
 • NY / NJ
 • Charleston
 • Savannah
 • Jacksonville
 • Miami

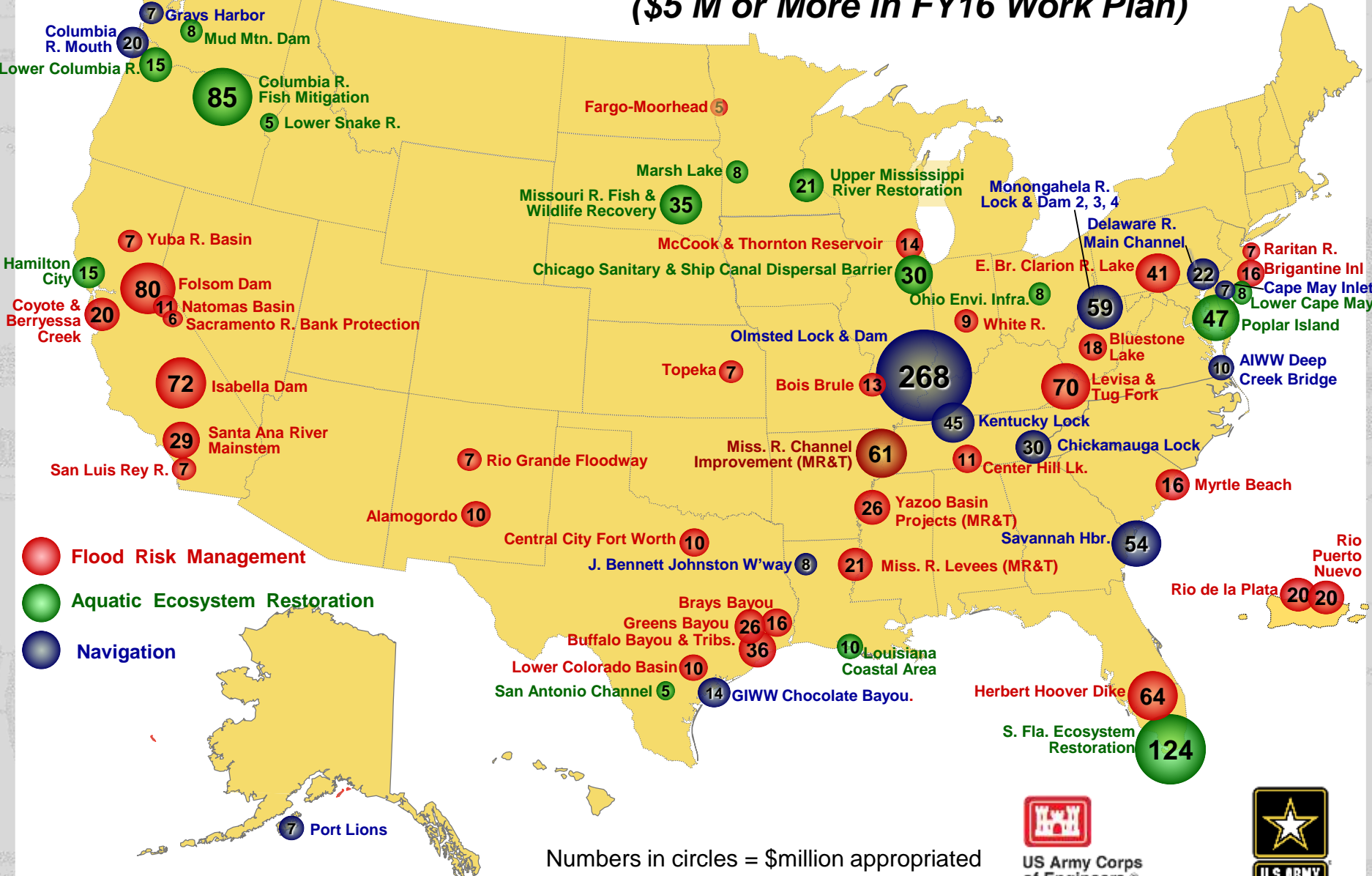


■ Current Depth
 ■ Authorized/Not Complete
 ■ Study Underway



Major Construction Projects

(\$5 M or More in FY16 Work Plan)

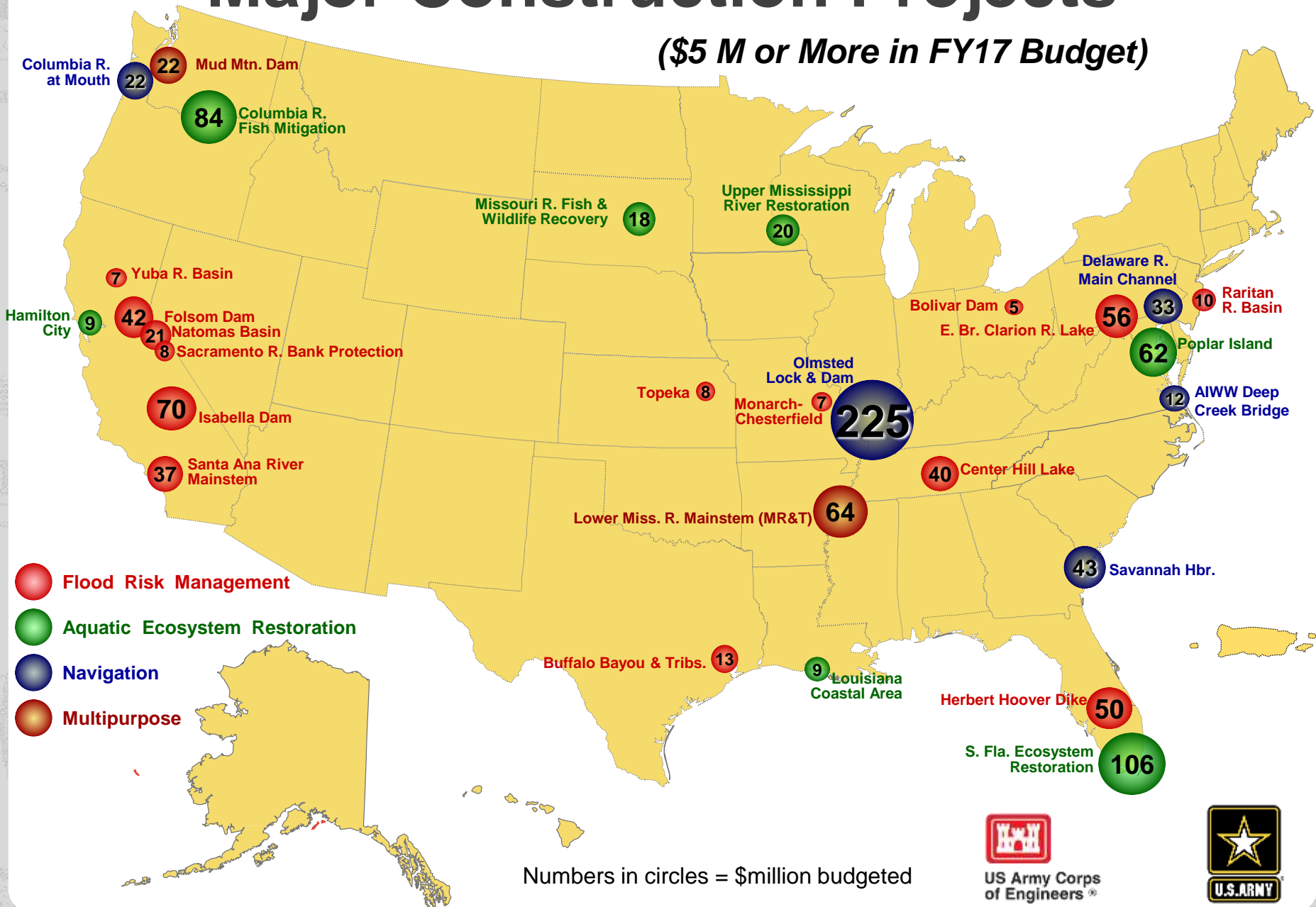


Numbers in circles = \$million appropriated



Major Construction Projects

(\$5 M or More in FY17 Budget)



Numbers in circles = \$million budgeted



US Army Corps of Engineers



NAVIGATION TOOLS

- E-Hydro
 - Most High and Moderate Commercial Use Complete
 - Working on Low Commercial Use and Inland Channel Framework
- Channel Portfolio Tool
- Coastal Navigation Structures
- Corps Shoaling Analysis Tool,
- National Placement Data Manager
- Pipeline Observation Verification Enterprise Repository



Thank You!



PRESIDENT'S BUDGETS (\$MILLIONS)

Pres Bud	Coastal	Inland	Nav	CW total	Nav Percent
FY 17	\$1,017	\$917	\$1,934	\$4,620	42%
FY 16	\$973	\$974	\$1,947	\$4,732	41%
FY 15	\$991	\$834	\$1,825	\$4,561	40%
FY 14	\$980	\$904	\$1,884	\$4,826	39%
FY 13	\$967	\$780	\$1,747	\$4,731	37%
FY 12	\$832	\$744	\$1,575	\$4,631	34%
FY 11	\$873	\$779	\$1,652	\$4,939	33%
FY 10	\$971	\$796	\$1,767	\$5,125	35%
FY 09	\$969	\$931	\$1,900	\$4,741	40%



US Army Corps
of Engineers [®]



NAVIGATION BUDGET BY ACCOUNT

(\$MILLIONS)

Pres Bud Fiscal Yr	Investigations	Construction	O&M	MR&T	Total Nav
FY 17	\$22	\$348	\$1,527	\$37	\$1,934
FY 16	\$25	\$321	\$1,563	\$38	\$1,947
FY 15	\$22	\$277	\$1,487	\$39	\$1,825
FY 14	\$23	\$345	\$1,461	\$55	\$1,884
FY 13	\$25	\$352	\$1,326	\$44	\$1,747
FY 12	\$18	\$283	\$1,237	\$37	\$1,575
FY 11	\$19	\$291	\$1,297	\$45	\$1,653
FY 10	\$19	\$288	\$1,411	\$48	\$1,767
FY 09	\$20	\$495	\$1,346	\$39	\$1,9



COASTAL NAVIGATION BUDGET

(\$MILLION)

Pres Bud	Investigations	Construction	O&M	MR&T	Total Coastal
FY 17	\$14	\$105	\$896	\$2	\$1,017
FY 16	\$18	\$81	\$872	\$2	\$973
FY 15	\$17	\$97	\$875	\$2	\$991
FY 14	\$16	\$108	\$853	\$2	\$980
FY13	\$17	\$151	\$797	\$2	\$967
FY12	\$7	\$117	\$706	\$2	\$832
FY11	\$9	\$115	\$747	\$2	\$873
FY10	\$16	\$119	\$834	\$2	\$971



US Army Corps
of Engineers[®]



INLAND NAVIGATION BUDGET

(\$MILLION)

Pres Bud	Investigations	Construction	O&M	MR&T	Total Inland
FY 17	\$8	\$243	\$631	\$34	\$917
FY 16	\$7	\$240	\$691	\$36	\$974
FY 15	\$5	\$180	\$612	\$37	\$834
FY 14	\$7	\$237	\$608	\$53	\$904
FY13	\$8	\$201	\$529	\$42	\$780
FY12	\$11	\$166	\$531	\$35	\$743
FY11	\$10	\$176	\$550	\$43	\$779
FY10	\$3	\$170	\$577	\$47	\$796



US Army Corps
of Engineers[®]

