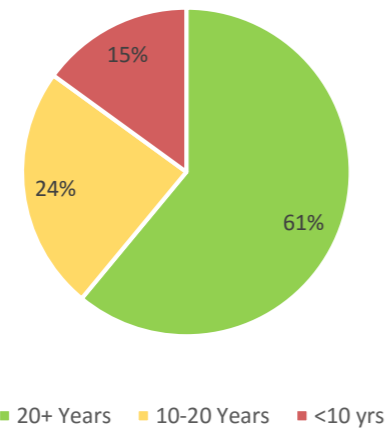
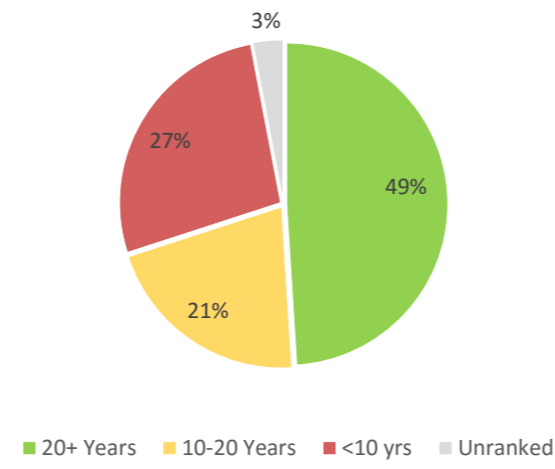


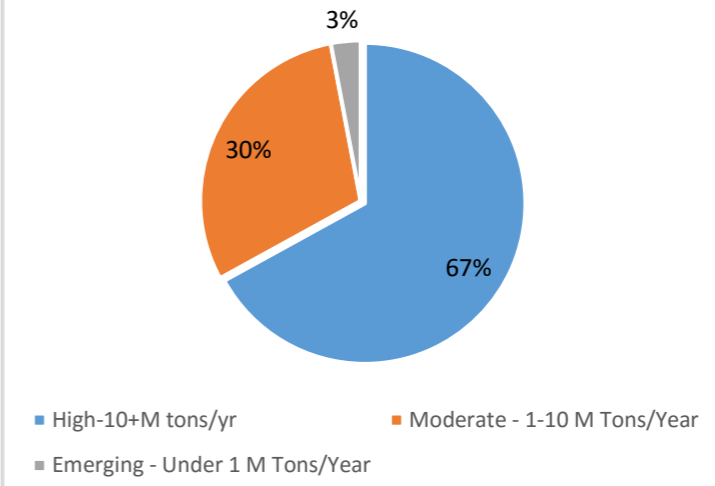
Total Federal Channels



Total Non-Federal Channels



Total Port Tonnage



By Port Cargo Volumes

High Volume Ports

20+ Yrs - 46%
 10-20 Yrs - 12%
 <10 Yrs - 9%

Moderate Volume Ports

20+ Yrs - 15%
 10-20 Yrs - 12%
 <10 Yrs - 3%

Emerging Volume Ports

<10 Yrs - 3%

High Volume Ports

20+ Yrs - 36%
 10-20 Yrs - 6%
 <10 Yrs - 21%

Moderate Volume Ports

20+ Yrs - 12%
 10-20 Yrs - 15%
 <10 Yrs - 3%

Emerging Volume Port

<10 Yrs - 3%

High Volume Ports Responding: 22 - 67%
Moderate Volume Ports Responding: 10 - 30%
Emerging Ports Responding; 1 - 3%

Total Ports Responding: 33 - 100%